



Club Health Assessment for District B 1 through March 2025

			Status	Membership							Reports					Finance		LCIF
Club Number	Club Name	Charter Date		Current Member Count	YTD Members Added	YTD Members Dropped	YTD Net Growth	YTD Net Growth%	Member Count 12 Months Ago	Avg. length of service for dropped members	Months Since Last MMR ***	Yrs. Since Last Officer Report	President Rotation	Vice President Reported ****	Months Since Last Activity Report ***	Account Balance	Donations for current Fiscal Year	
			Number of times on status quo within last two years	If below 15 members appears				If net loss is greater than 20% appears			If no report in 3 months appears in	When more than one year appears in	Number of repeat terms	Notes the officers that do not have an active	If no report at 12 months appears in red			
Clubs less than two years old																		
155824	Ensenada Amigos Apoyando	08/31/2023	Cancelled(8*)	0	0	13	-13	-100.00%	13	1	14		None	P,S,T,M,VP SC	N/A	90+ Days		
156493	Ensenada Comprometidos	11/20/2023	Cancelled(8*)	0	0	16	-16	-100.00%	25	1	9		None	P,S,T,M,VP SC	6	90+ Days		
157889	Ensenada del Pacifico	04/11/2024	Active	5	0	2	-2	-28.57%	0	1	3		IP	M,SC	0			
155361	Ensenada Unidas	08/15/2023	Active	5	3	30	-27	-84.38%	29	1	3		2	S,T,M,VP,SC	8	90+ Days		
Clubs more than two years old																		
15032	AGUA PRIETA	11/25/1945	Active(1)	13	0	1	-1	-7.14%	14	50	3		4	M,VP,SC	24+			
150015	Agua Prieta Bachicuy	03/16/2022	Cancelled(8*)	0	19	19	0	0.00%	22	3	2		None	P,S,T,M,VP SC	N/A	90+ Days		
15035	ARIZPE	01/27/1952	Active(1)	34	13	0	13	61.90%	21		4		2	N P,M,VP	24+			
127981	Benjamin Hill	06/17/2016	Active	23	0	0	0	0.00%	22		9			N	0			
Exc Award (06/30/2018, 06/30/2022, 06/30/20)																		
15038	CABORCA	04/19/1953	Active	15	0	1	-1	-6.25%	17	4	8		3	R	0			
15039	CANANEA	04/25/1941	Active	48	6	5	1	2.13%	48	3	2			VP	1			
15043	CIUDAD OBREGON	03/14/1945	Active	28	4	0	4	16.67%	25		3			N	0		\$60.00	
Exc Award (06/30/2020, 06/30/2022)																		
15047	CUMPAS	04/27/1951	Active	24	0	0	0	0.00%	25		9			M,VP,SC	0		\$20.00	
Exc Award (06/30/2022)																		
15050	ENSENADA	05/24/1947	Active	11	0	0	0	0.00%	11		0		9	R M,VP,SC	0	90+ Days		
140084	Ensenada Kiliwas	12/03/2019	Active	10	2	0	2	25.00%	10		1		2	M,VP,SC	0	90+ Days		
Exc Award (06/30/2024)																		
40428	ENSENADA TODOS SANTOS	10/08/1981	Active	19	0	2	-2	-9.52%	21	2	2			M,VP,SC	0	90+ Days	\$80.00	
15055	GUAYMAS	06/11/1945	Active	16	0	3	-3	-15.79%	19	22	2			N	5		\$40.00	
Exc Award (06/30/2022, 06/30/2023)																		
15057	HERMOSILLO	02/21/1945	Active	8	0	0	0	0.00%	8		0		5	R T,M,SC	0			
143055	Hermosillo (Por La Ninez)	10/06/2020	Active	14	0	0	0	0.00%	17		9			M,VP,SC	0			
58043	HERMOSILLO KINO	03/28/1996	Active(1)	12	0	0	0	0.00%	10		9			M,VP,SC	0			
Exc Award (06/30/2022)																		



Club Health Assessment for District B 1 through March 2025

			Status	Membership							Reports					Finance	LCIF
Club Number	Club Name	Charter Date		Current Member Count	YTD Members Added	YTD Members Dropped	YTD Net Growth	YTD Net Growth%	Member Count 12 Months Ago	Avg. length of service for dropped members	Months Since Last MMR ***	Yrs. Since Last Officer Report	President Rotation	Vice President Reported ****	Months Since Last Activity Report ***	Account Balance	Donations for current Fiscal Year
			Number of times on status quo within last two years	If below 15 members appears					If net loss is greater than 20% appears			If no report in 3 months appears in	When more than one year appears in	Number of repeat terms	Notes the officers that do not have an active	If no report at 12 months appears in red	
134830	Hermosillo Mision del Buho	06/20/2018	Active(2)	10	4	0	4	66.67%	6		1			N	SC	24+	
36453	IMURIS	01/24/1979	Active	10	0	0	0	0.00%	10		11	1	None		P,S,T,M,VP SC	12	90+ Days
121441	ITSON Obregon	03/10/2014	Active	10	0	2	-2	-16.67%	12	10	8		2	IP		0	
Exc Award (06/30/2022)																	
15062	MAGDALENA	11/08/1945	Active	20	3	1	2	11.11%	19	16	0		2		VP,SC	0	
Exc Award (06/30/2024)																	
15064	MEXICALI	04/10/1945	Active(2)	23	1	0	1	4.55%	22		1		2		M,VP,SC	24+	90+ Days
141139	Mexicali 2020	04/14/2020	Active	12	3	7	-4	-25.00%	21	4	3				M,VP,SC	0	\$20.00
88464	MEXICALI CENTENARIO	06/30/2005	Active(2)	15	0	0	0	0.00%	15		21		4	R	S,T,M,VP	23	90+ Days
38053	MEXICALI CIUDAD DEL SOL	02/26/1980	Active	13	0	0	0	0.00%	13		11		6	R	SC	2	
60831	MEXICALI CUCAPAH	06/01/1998	Active	33	1	3	-2	-5.71%	34	4	3			N		0	\$4,481.00
Exc Award (06/30/2021, 06/30/2022, 06/30/2024)																	
145152	Mexicali Las Californias	03/09/2021	Cancelled(8*)	0	0	22	-22	-100.00%	22	4	2		None		P,S,T,M,VP SC	24+	90+ Days
141140	Mexicali MD	03/06/2020	Active(1)	14	0	1	-1	-6.67%	15	8	8			R	M,SC	0	
Exc Award (06/30/2023)																	
147739	Mexicali por la Niñez	07/27/2021	Active	17	0	0	0	0.00%	17		5			N		12	90+ Days
133489	Mexicali Por La Salud	04/06/2018	Active(2)	15	15	18	-3	-16.67%	18	6	0		8	N	VP,SC	18	
129393	Mexicali-BC	01/17/2017	Active	21	4	2	2	10.53%	19	0	3		2		VP	0	\$1,060.00
Exc Award (06/30/2022, 06/30/2024)																	
44731	MOCTEZUMA	03/18/1985	Active(1)	12	13	13	0	0.00%	12	14	0		2	N		7	
15066	NACUZARI	10/17/1970	Active	15	2	0	2	15.38%	13		2				M,VP,SC	6	90+ Days
Exc Award (06/30/2022)																	
15067	NAVOJOA	06/04/1947	Active	15	0	2	-2	-11.76%	19	38	1		2	R	M,SC	0	
Exc Award (06/30/2022)																	
143164	Navojoa Monarca	10/20/2020	Active	38	0	0	0	0.00%	38		2			R		0	\$5.00
Exc Award (06/30/2022, 06/30/2024)																	
15069	NOGALES	12/03/1943	Active	27	4	1	3	12.50%	23	13	2			N		8	90+ Days



Club Health Assessment for District B 1 through March 2025

			Status	Membership							Reports					Finance		LCIF
Club Number	Club Name	Charter Date		Current Member Count	YTD Members Added	YTD Members Dropped	YTD Net Growth	YTD Net Growth%	Member Count 12 Months Ago	Avg. length of service for dropped members	Months Since Last MMR ***	Yrs. Since Last Officer Report	President Rotation	Vice President Reported ****	Months Since Last Activity Report ***	Account Balance	Donations for current Fiscal Year	
			Number of times on status quo within last two years	If below 15 members appears				If net loss is greater than 20% appears			If no report in 3 months appears in	When more than one year appears in	Number of repeat terms	Notes the officers that do not have an active	If no report at 12 months appears in red			
54142	OBREGON CAJEME	02/25/1993	Active	26	0	0	0	0.00%	27		6			R M	0			
	Exc Award (06/30/2022)																	
146390	Playas de Rosarito AC	06/03/2021	Active	9	3	2	1	12.50%	10	12	0			IP	0			
	Exc Award (06/30/2022)																	
15070	PLAYAS DE TIJUANA	01/04/1971	Active	38	0	2	-2	-5.00%	40	11	0			N	0		\$335.00	
	Exc Award (06/30/2017, 06/30/2018, 06/30/2020)																	
15071	PUERTO PENASCO	04/01/1966	Active	12	0	0	0	0.00%	12		9		3	R SC	4			
	Exc Award (06/30/2022)																	
98306	SAN FELIPE BC	01/17/2007	Active	56	3	7	-4	-6.67%	65	6	0			N VP	0			
	Exc Award (06/30/2022)																	
15076	SAN LUIS RIO COLO	08/21/1947	Active	48	2	0	2	4.35%	46		6			N M,SC	0		\$400.00	
	Exc Award (06/30/2022, 06/30/2024)																	
44732	SONORA BAJA CALIFORNIA	03/06/1985	Active	23	0	3	-3	-11.54%	25	12	5			N SC	3			
15078	SONOYTA	08/05/1956	Active	13	0	0	0	0.00%	14		11		2	R SC	6	90+ Days		
89529	SONOYTA CUBABI AC	10/31/2005	Active	13	0	0	0	0.00%	13		9			N M,SC	18	90+ Days		
15079	TECATE	07/01/1947	Active	35	5	0	5	16.67%	33		0			N	1		\$2,549.30	
15080	TIJUANA	01/16/1943	Active	18	0	0	0	0.00%	20		9			N M	0		\$1,000.00	
	Exc Award (06/30/2022)																	
153307	Tijuana (Sin Fronteras)	12/22/2022	Active	12	0	0	0	0.00%	15		3			M,VP,SC	0		\$29.00	
54048	TIJUANA CAMPESTRE	02/09/1993	Active	15	1	0	1	7.14%	14		0		2	N	0		\$1,020.00	
126550	Tijuana Chapultepec Centenario	01/18/2016	Active	17	0	6	-6	-26.09%	22	2	0			N M,SC	0		\$205.17	
	Exc Award (06/30/2018, 06/30/2022)																	
57981	TIJUANA III	03/18/1996	Active	21	1	1	0	0.00%	24	27	0		2	M,VP	0			
	Exc Award (06/30/2022)																	
15081	TIJUANA LA MESA	05/11/1967	Active	13	2	9	-7	-35.00%	20	10	1			N M,SC	0		\$80.00	
	Exc Award (06/30/2022)																	
58679	TIJUANA OTAY	09/06/1996	Active	26	6	0	6	30.00%	21		3			N T	4		\$2,100.00	
122971	Tijuana Rio, A.C.	08/25/2014	Active	14	1	2	-1	-6.67%	15	1	2			R M	0		\$140.00	



Club Health Assessment for District B 1 through March 2025

			Status	Membership							Reports					Finance	LCIF
Club Number	Club Name	Charter Date		Current Member Count	YTD Members Added	YTD Members Dropped	YTD Net Growth	YTD Net Growth%	Member Count 12 Months Ago	Avg. length of service for dropped members	Months Since Last MMR ***	Yrs. Since Last Officer Report	President Rotation	Vice President Reported ****	Months Since Last Activity Report ***	Account Balance	Donations for current Fiscal Year
			Number of times on status quo within last two years	If below 15 members appears				If net loss is greater than 20% appears			If no report in 3 months appears in	When more than one year appears in	Number of repeat terms	Notes the officers that do not have an active	If no report appears in 12 months red		
Exc Award (06/30/2017, 06/30/2023)																	

Clubs Cancelled Previous Fiscal Year – Clubs Cancelled within last 12 months may be reinstated

Club Number				Club Name				Charter Date		Current Status*		Cancellation Date													
140107				Mexicali Cachanilla				12/19/2019		Cancelled(6*)		07/29/2023													
Current Total Clubs Count		YTD New Clubs Count	YTD Cancelled Clubs Count	YTD Net Club Gain	Current Total Members Count		YTD Add	YTD Drop	YTD Net Growth	YTD Net Growth %	Member Count 12 Months Ago	Average Member Count Per Club	% of Clubs with less than 20 members	% No MMR in 3 Months	% No Officer Report in 12 Months	% of Clubs with balance 90+ days	Number of Clubs in Status Quo	% Status Quo Clubs in Financial Suspension	Number of Cancelled Clubs	Average Cancelled Club Age	Members Lost Due to Cancellation	% of Clubs Cancelled for Non-Financial Reasons			
52		0	4	-4	1,014		121	196	-75	-6.89%	1,141	20	63%	54%	2%	23%	0	0%	4	3	70	0%			

* - P - Priority Club. Cancellation Reasons: 1-Objectives/conduct, 2-Non-active club, 5-Non-existing club, 6-Disbanding, 7-Merger, 8-Financial Suspension, 9-District/Multiple District Dues.

** - Abbreviation: P-President, S-Secretary, T-Treasurer, M-Member Chairperson, VP-First Vice President, MC-Communications Chairperson, SC-Service Chairperson

*** - Abbreviation: N/R - Never reported using the Lions Clubs website, N/A - Not applicable, No password registered for the Lions Clubs website.

**** - Abbreviation: N - New, IP - Immediate Past, R - Repeat.



Club Health Assessment for District B 2 through March 2025

Club Number	Club Name	Charter Date	Status	Membership							Reports					Finance	LCIF
				Current Member Count	YTD Members Added	YTD Members Dropped	YTD Net Growth	YTD Net Growth%	Member Count 12 Months Ago	Avg. length of service for dropped members	Months Since Last MMR ***	Yrs. Since Last Officer Report	President Rotation	Vice President Reported ****	Months Since Last Activity Report ***	Account Balance	Donations for current Fiscal Year
			Number of times on status quo within last two years	If below 15 members appears				If net loss is greater than 20% appears			If no report in 3 months appears	When more than one year appears in	Number of repeat terms	Notes the officers that do not have an active	If no report at 12 months red		
Clubs less than two years old																	
180427	Chihuahua Gente	03/07/2025	Newly Chartered	20	20	0	20	100.00%	0		0			T,M,VP,SC	N/R		
178638	Delicias Huellas de Amor	09/23/2024	Active	27	27	0	27	100.00%	0		0			VP	0	90+ Days	\$292.00
178318	Fresnillo Mineral	11/11/2024	Active	22	22	0	22	100.00%	0		0		N		0		\$740.00
154150	Juarez Flor del Desierto	05/25/2023	Active	20	2	3	-1	-4.76%	16	1	1		3	R	M,SC	0	90+ Days \$80.00
Exc Award (06/30/2024)																	
156543	Juárez Suré	02/01/2024	Active(1)	20	2	5	-3	-13.04%	22	1	0		2		VP,SC	1	90+ Days
154389	Lerdo Ciudad Jardin	05/24/2023	Active(1)	4	0	1	-1	-20.00%	7	1	2		3		M,VP,SC	2	90+ Days
154636	Lerdo Hermila Galindo	06/02/2023	Active	17	2	1	1	6.25%	20	3	4			N		0	\$340.00
154670	Puerto Palomas	06/09/2023	Active(3)	14	0	0	0	0.00%	14		9		3		VP,SC	0	90+ Days
154468	San Francisco de Conchos	06/02/2023	Active(2)	20	0	0	0	0.00%	20		21		3		M,VP,SC	N/A	90+ Days
Clubs more than two years old																	
127469	Alvaro Obregon Amor de Mujer	05/06/2016	Active	21	0	0	0	0.00%	18		9		2	N	M,SC	3	\$320.00
Exc Award (06/30/2021, 06/30/2024)																	
52897	ASENCION	04/14/1992	Active(1)	27	4	0	4	17.39%	23		7		2		M,VP,SC	1	90+ Days \$60.00
Exc Award (06/30/2021, 06/30/2022, 06/30/2024)																	
103507	CALERA A C	09/24/2008	Active	26	0	3	-3	-10.34%	28	25	0			R		0	\$330.33
Exc Award (06/30/2021, 06/30/2022, 06/30/2024)																	
77485	CAMARGO NUEVA ERA	08/28/2003	Active(1)	16	4	2	2	14.29%	18	6	2			N	M,VP,SC	2	\$40.00
99149	CASAS GRANDES SAN ANTONIO	04/18/2007	Active(3)	18	1	0	1	5.88%	18		4			N	T,VP	0	90+ Days
Exc Award (06/30/2022)																	
38603	CD JUAREZ PASO DEL NTE	06/13/1980	Active	15	0	0	0	0.00%	15		14			N	VP	3	
Exc Award (06/30/2017)																	
15087	CHIHUAHUA	08/11/1938	Active(1)	41	3	0	3	7.89%	38		0			N	SC	0	\$720.33
Exc Award (06/30/2018, 06/30/2022)																	
133710	Chihuahua Amigos A C	01/26/2018	Active	27	3	5	-2	-6.90%	25	7	0		2		M,VP,SC	1	\$1,985.00
Exc Award (06/30/2019, 06/30/2020, 06/30/2024)																	




Club Health Assessment for District B 2 through March 2025

Club Number	Club Name	Charter Date	Status	Membership							Reports					Finance	LCIF
				Current Member Count	YTD Members Added	YTD Members Dropped	YTD Net Growth	YTD Net Growth%	Member Count 12 Months Ago	Avg. length of service for dropped members	Months Since Last MMR ***	Yrs. Since Last Officer Report	President Rotation	Vice President Reported ****	Months Since Last Activity Report ***	Account Balance	Donations for current Fiscal Year
			Number of times on status quo within last two years	If below 15 members appears				If net loss is greater than 20% appears			If no report in 3 months appears in	When more than one year appears in	Number of repeat terms	Notes the officers that do not have an active	If no report at 12 months appears in red		
100667	CHIHUAHUA CEREDIL	11/28/2007	Active	21	2	2	0	0.00%	21	24	4			IP	M,SC	0	\$20.00
	Exc Award (06/30/2023)																
89509	CHIHUAHUA FUERZA AC	10/26/2005	Active	31	4	0	4	14.81%	28		2			N	M	0	\$2,184.00
	Exc Award (06/30/2017, 06/30/2020, 06/30/2021)																
42415	CHIHUAHUA SAN FELIPE EL REAL	03/21/1983	Active	24	2	4	-2	-7.69%	24	13	0			N		0	\$265.33
	Exc Award (06/30/2017, 06/30/2021, 06/30/2022)																
15089	CIUDAD CAMARGO	10/16/1941	Active(3)	5	0	0	0	0.00%	0		11		None		P,S,T,M,VP SC	16	90+ Days
15091	CIUDAD JUAREZ	10/12/1934	Active	6	0	0	0	0.00%	6		78	1	None		P,S,T,M,VP SC	24+	
15092	CIUDAD LERDO	09/23/1956	Active(1)	14	0	1	-1	-6.67%	18	9	3				VP	0	\$80.00
50828	COL LAZARO CARDENAS LAZ CAR 90	07/05/1990	Active	14	0	0	0	0.00%	14		10		5	N	M,SC	1	
15095	CUAUHTEMOC	06/14/1946	Active	37	0	1	-1	-2.63%	38	11	3				M,VP,SC	3	\$1,400.00
	Exc Award (06/30/2024)																
108653	CUAUHTEMOC MUJER AMOR EN ACCIÓN	06/17/2010	Active	23	2	0	2	9.52%	19		6				VP,SC	0	90+ Days
	Exc Award (06/30/2016, 06/30/2017, 06/30/2021)																
15097	DELICIAS	12/15/1940	Active	28	0	0	0	0.00%	28		1			N		0	\$240.00
	Exc Award (06/30/2020, 06/30/2022)																
103833	DELICIAS AROMA DE MUJER	11/07/2008	Active	21	4	3	1	5.00%	26	7	1			N		0	\$100.00
	Exc Award (06/30/2016, 06/30/2017, 06/30/2021)																
61060	DELICIAS CASTORES	07/31/1998	Active	16	5	1	4	33.33%	13	0	1			N		0	\$1,620.00
	Exc Award (06/30/2017, 06/30/2023)																
141865	Delicias Cibernetico Jóvenes en Acción	06/25/2020	Active	12	0	9	-9	-42.86%	21	4	3				S,T,M,VP,SC	15	90+ Days
78795	DELICIAS INNOVACION	04/14/2004	Active	22	4	23	-19	-46.34%	41	7	1				VP	0	\$280.00
	Exc Award (06/30/2016, 06/30/2017, 06/30/2021)																
130585	Delicias Unidos Por Ti	04/12/2017	Active	17	4	9	-5	-22.73%	21	7	3				M,VP,SC	0	\$236.63
	Exc Award (06/30/2020, 06/30/2021, 06/30/2022)																
15099	EL SALTO	08/08/1946	Active	27	3	1	2	8.00%	23	9	1			N	M	1	
	Exc Award (06/30/2018)																



Club Health Assessment for District B 2 through March 2025

			Status	Membership							Reports					Finance	LCIF
Club Number	Club Name	Charter Date		Current Member Count	YTD Members Added	YTD Members Dropped	YTD Net Growth	YTD Net Growth%	Member Count 12 Months Ago	Avg. length of service for dropped members	Months Since Last MMR ***	Yrs. Since Last Officer Report	President Rotation	Vice President Reported ****	Months Since Last Activity Report ***	Account Balance	Donations for current Fiscal Year
			Number of times on status quo within last two years	If below 15 members appears				If net loss is greater than 20% appears			If no report in 3 months appears in	When more than one year appears in	Number of repeat terms	Notes the officers that do not have an active	If no report at 12 months appears in red		
15102	FRESNILLO	01/24/1949	Active(2)	17	0	1	-1	-5.56%	20	8	4			M,VP,SC	7	90+ Days	
	Exc Award (06/30/2018)																
15104	GOMEZ PALACIO	10/13/1942	Active	33	9	7	2	6.45%	34	18	0			VP	0	90+ Days	\$80.00
	Exc Award (06/30/2016, 06/30/2022)																
149576	Gomez Palacio Los Olivos	01/11/2022	Active	15	2	0	2	15.38%	19		8			R	0		\$200.00
151129	Guachochi	06/16/2022	Active(2)	10	0	0	0	0.00%	10		9			N	M,SC	7	90+ Days \$20.00
67320	GUADALUPE VICTORIA	02/19/2003	Active	26	0	0	0	0.00%	28		7			VP,SC	1		\$140.00
	Exc Award (06/30/2022, 06/30/2023, 06/30/2024)																
60316	JEREZ	01/26/1998	Active(2)	11	0	0	0	0.00%	0		10		None	P,S,T,M,VP SC	16	90+ Days	
15108	JIMENEZ	03/22/1952	Active	18	0	1	-1	-5.26%	19	4	6			N	M,SC	1	
138450	Juárez Ceredil	05/31/2019	Active(2)	16	1	0	1	6.67%	15		2			VP,SC	5	90+ Days	
148878	Juarez Chamizal	11/19/2021	Active(1)	9	0	10	-10	-52.63%	31	2	3			T,M,VP,SC	3	90+ Days	
15113	MEOQUI	01/29/1956	Active	17	0	0	0	0.00%	17		6			N	SC	0	90+ Days \$64.29
15116	NUEVO CASAS GRANDES	02/01/1957	Active	21	0	0	0	0.00%	21		11			N		0	90+ Days \$40.00
	Exc Award (06/30/2020, 06/30/2022)																
136445	Nuevo Casas Grandes La Estacion	09/27/2018	Active(2)	12	1	1	0	0.00%	12	4	3			N	T,M,SC	2	90+ Days
110666	NUEVO CASAS GRANDES PAQUIMEITAS	03/25/2011	Active	29	1	3	-2	-6.45%	29	10	0			R		0	\$3,160.00
	Exc Award (06/30/2017, 06/30/2018, 06/30/2019)																
125807	Nuevo Fresnillo	09/21/2015	Active(3)	9	0	0	0	0.00%	9		4		2	M,VP,SC	15	90+ Days	
	Exc Award (06/30/2023)																
139628	Ojinaga Mujer con Amor	08/30/2019	Active	39	4	0	4	11.43%	38		2		2	M,VP,SC	0	90+ Days	\$260.00
	Exc Award (06/30/2021, 06/30/2022, 06/30/2023)																
15119	PARRAL	02/20/1941	Active	16	0	1	-1	-5.88%	18	13	8			N	SC	4	
	Exc Award (06/30/2016, 06/30/2023)																
37809	PARRAL CENTRO	12/17/1979	Active(3)	0	0	0	0	0.00%	10		16	3	None	P,S,T,M,VP SC	24+		
148596	Peñon Blanco Unidos	01/17/2022	Active(4)	3	0	17	-17	-85.00%	20	3	3			M,VP,SC	0	90+ Days	
30825	RICARDO FLORES MACON	05/29/1975	Active(2)	9	0	0	0	0.00%	9		17		4	R	M,SC	3	90+ Days



Club Health Assessment for District B 2 through March 2025

			Status	Membership							Reports					Finance		LCIF
Club Number	Club Name	Charter Date		Current Member Count	YTD Members Added	YTD Members Dropped	YTD Net Growth	YTD Net Growth%	Member Count 12 Months Ago	Avg. length of service for dropped members	Months Since Last MMR ***	Yrs. Since Last Officer Report	President Rotation	Vice President Reported ****	Months Since Last Activity Report ***	Account Balance	Donations for current Fiscal Year	
			Number of times on status quo within last two years	If below 15 members appears				If net loss is greater than 20% appears			If no report in 3 months appears in	When more than one year appears in	Number of repeat terms	Notes the officers that do not have an active	If no report at 12 months appears in red			
15120	RIO GRANDE	08/12/1956	Active	16	2	0	2	14.29%	15		7		9	R	SC	0	90+ Days	
15122	RODEO	04/02/1955	Active	24	4	6	-2	-7.69%	27	8	0		2	N	M,SC	0		\$20.00
Exc Award (06/30/2018, 06/30/2023)																		
141548	Rodeo Unidas por Ti	05/01/2020	Active	11	2	0	2	22.22%	10		8			N		0		\$100.00
Exc Award (06/30/2023)																		
138330	Rosales	05/24/2019	Active	26	0	2	-2	-7.14%	26	0	7			N		0	90+ Days	\$41.00
Exc Award (06/30/2021, 06/30/2022, 06/30/2023)																		
15126	SAN JUANITO	12/20/1948	Active(3)	11	0	0	0	0.00%	11		22		11		M,VP,SC	16	90+ Days	
15128	SANTA BARBARA	02/21/1953	Active	15	0	2	-2	-11.76%	17	16	1			N	M,SC	4	90+ Days	
15129	SANTA MARIA DEL ORO	05/17/1957	Active	18	0	2	-2	-10.00%	19	28	9			R		0		\$1,060.00
Exc Award (06/30/2023)																		
15131	SAUCILLO	05/08/1948	Active	11	0	1	-1	-8.33%	12	2	3				M,VP,SC	0		\$60.00
Exc Award (06/30/2020, 06/30/2022)																		
15138	TORREON	05/06/1940	Active(1)	21	0	0	0	0.00%	21		10		3		M,VP,SC	1	90+ Days	
56476	TORREON NOUS A C	01/17/1995	Active	10	0	0	0	0.00%	10		6		5	N	M	5	90+ Days	
15137	TORREON PONIENTE	10/30/1972	Active(2)	14	0	0	0	0.00%	14		4		8		M,VP,SC	2		
124791	Zacatecas Cantera y Plata	05/11/2015	Active	15	1	3	-2	-11.76%	16	2	1		2	R		1		
Exc Award (06/30/2018)																		

Clubs Cancelled Previous Fiscal Year – Clubs Cancelled within last 12 months may be reinstated

Club Number	Club Name	Charter Date	Current Status*	Cancellation Date
150883	Chihuahua Joven	06/20/2022	Cancelled(8*)	06/29/2024
146623	Chihuahua Ralamuli	06/14/2021	Cancelled(8*)	12/29/2023
122352	Durango Alacranes	05/30/2014	Cancelled(8*)	12/29/2023
152161	Poanas	06/06/2023	Cancelled(8*)	06/29/2024
64556	VALLE DE ZARAGOZA	06/18/2001	Cancelled(6*)	01/29/2024



Club Health Assessment for District B 2 through March 2025

				Status		Membership							Reports					Finance		LCIF	
Club Number	Club Name	Charter Date																			

* - P - Priority Club. Cancellation Reasons: 1-Objectives/conduct, 2-Non-active club, 5-Non-existing club, 6-Disbanding, 7-Merger, 8-Financial Suspension, 9-District/Multiple District Dues.

** - Abbreviation: P-President, S-Secretary, T-Treasurer, M-Member Chairperson, VP-First Vice President, MC-Communications Chairperson, SC-Service Chairperson

*** - Abbreviation: N/R - Never reported using the Lions Clubs website, N/A - Not applicable, No password registered for the Lions Clubs website.

**** - Abbreviation: N - New, IP - Immediate Past, R - Repeat.



Club Health Assessment for District B 3 through March 2025

			Status	Membership							Reports					Finance		LCIF
Club Number	Club Name	Charter Date		Current Member Count	YTD Members Added	YTD Members Dropped	YTD Net Growth	YTD Net Growth%	Member Count 12 Months Ago	Avg. length of service for dropped members	Months Since Last MMR ***	Yrs. Since Last Officer Report	President Rotation	Vice President Reported ****	Months Since Last Activity Report ***	Account Balance	Donations for current Fiscal Year	
			Number of times on status quo within last two years	If below 15 members appears				If net loss is greater than 20% appears			If no report in 3 months appears in	When more than one year appears in	Number of repeat terms	Notes the officers that do not have an active	If no report at 12 months appears in red			
Clubs less than two years old																		
154876	Coahuila Helen Keller	06/27/2023	Active(1)	14	0	0	0	0.00%	13		3			M,VP,SC	1	90+ Days		
156246	Cruillas	10/04/2023	Cancelled(8*)	0	0	20	-20	-100.00%	20	1	9		None	P,S,T,M,VP SC	16	90+ Days		
177840	Fortaleza de Tamaulipas	08/22/2024	Active	26	31	5	26	100.00%	0	0	0			M,VP,SC	0			
Clubs more than two years old																		
66486	ACUNA A C	07/18/2002	Active	61	10	0	10	19.61%	51		2			T,M,VP,SC	7	90+ Days	\$60.00	
Exc Award (06/30/2016, 06/30/2020, 06/30/20)																		
118053	ACUNA DEL RIO 2012, A.C.	10/19/2012	Active	23	5	4	1	4.55%	29	4	5			N	0			
Exc Award (06/30/2016, 06/30/2019, 06/30/20)																		
31160	ALDAMA	09/08/1975	Cancelled(8*)	0	0	13	-13	-100.00%	13	16	3		None	P,S,T,M,VP SC	11	90+ Days		
65497	CADEREYTA JIMENEZ	06/14/2002	Active	29	0	0	0	0.00%	32		10		3	S,T,M,VP,SC	2			
15318	CARDENAS	03/15/1951	Active	24	0	3	-3	-11.11%	24	1	3		3	N	8			
116312	CD MADERO TAMPICO	03/08/2012	Active	16	1	9	-8	-33.33%	23	6	1			N	1	90+ Days		
Exc Award (06/30/2020, 06/30/2021, 06/30/20)																		
66600	CD VICTORIA	09/10/2002	Active	27	3	6	-3	-10.00%	30	4	0			N	0	90+ Days		
Exc Award (06/30/2018, 06/30/2022)																		
84441	CERRALVO	11/22/2004	Active	22	0	0	0	0.00%	22		11		2	R	3			
Exc Award (06/30/2016, 06/30/2017, 06/30/20)																		
15160	CIUDAD MADERO	03/20/1957	Active(2)	28	0	0	0	0.00%	28		11			N	0	90+ Days	\$87.00	
Exc Award (06/30/2023, 06/30/2024)																		
61921	EL CARMEN	05/14/1999	Active	25	0	0	0	0.00%	25		4			M,VP,SC	5	90+ Days		
Exc Award (06/30/2018, 06/30/2019, 06/30/20)																		
136862	El Mante	11/27/2018	Cancelled(8*)	0	0	10	-10	-100.00%	10	4	3	1	None	P,S,T,M,VP SC	10	90+ Days		
65038	EL REFUGIO A C	02/25/2002	Active	24	0	0	0	0.00%	24		13		3	T,M,VP,SC	3			
Exc Award (06/30/2016, 06/30/2023)																		
15175	GENERAL TERAN	07/18/1959	Active(4)	19	0	0	0	0.00%	19		16	3	None	P,S,T,M,VP SC	18	90+ Days		
Exc Award (06/30/2016)																		
30820	GENERAL ZUAZUA N L	05/29/1975	Active	33	0	2	-2	-5.71%	36	39	2		6	S,M,VP,SC	5	90+ Days		



Club Health Assessment for District B 3 through March 2025

			Status	Membership							Reports					Finance		LCIF
Club Number	Club Name	Charter Date		Current Member Count	YTD Members Added	YTD Members Dropped	YTD Net Growth	YTD Net Growth%	Member Count 12 Months Ago	Avg. length of service for dropped members	Months Since Last MMR ***	Yrs. Since Last Officer Report	President Rotation	Vice President Reported ****	Months Since Last Activity Report ***	Account Balance	Donations for current Fiscal Year	
			Number of times on status quo within last two years	If below 15 members appears			If net loss is greater than 20% appears				If no report in 3 months appears in	When more than one year appears in	Number of repeat terms	Notes the officers that do not have an active	If no report at 12 months appears in red			
Exc Award (06/30/2018, 06/30/2022, 06/30/2025)																		
118385	GUADALUPE LA SIERRA, A.C.	11/29/2012	Active	16	0	0	0	0.00%	21		6		3	M,VP,SC	17			
Exc Award (06/30/2016, 06/30/2017, 06/30/2025)																		
64885	GUERRERO	12/26/2001	Active	33	0	0	0	0.00%	33		9			M,VP,SC	9	90+ Days		
Exc Award (06/30/2016, 06/30/2022)																		
130004	Huejutla Centenario	02/07/2017	Active	28	4	0	4	16.67%	26		0			N SC	0	90+ Days		
Exc Award (06/30/2018, 06/30/2019, 06/30/2025)																		
15177	LINARES	12/05/1953	Active(2)	17	0	0	0	0.00%	17		16		7	N VP,SC	15	90+ Days		
61694	MARIN	03/30/1999	Active	8	0	0	0	0.00%	9		11		7	T,M,VP,SC	12	90+ Days		
Exc Award (06/30/2018)																		
15179	MATAMOROS	10/12/1942	Active(2)	14	0	0	0	0.00%	14		16	3	None	P,S,T,M,VP SC	17			
15335	MATEHUALA	06/02/1957	Active(1)	23	1	1	0	0.00%	22	13	6			N T,SC	12			
Exc Award (06/30/2016, 06/30/2023)																		
65495	MONCLOVA	06/14/2002	Active(1)	12	1	0	1	9.09%	12		4			P,M,VP,SC	1			
Exc Award (06/30/2016)																		
66274	MONTEMORELOS	06/19/2002	Active	50	0	1	-1	-1.96%	54	3	3		2	N SC	6	90+ Days		
108216	MONTERREY CENTRO	05/03/2010	Active(1)	20	0	0	0	0.00%	20		4			VP,SC	6	90+ Days		
Exc Award (06/30/2017, 06/30/2019, 06/30/2025)																		
144737	Monterrey Chepevera A C	12/30/2020	Active(1)	20	0	0	0	0.00%	20		16	1	None	P,S,T,M,VP SC	12	90+ Days		
Exc Award (06/30/2023)																		
50175	MONTERREY COLINAS	02/12/1990	Active	33	1	7	-6	-15.38%	24	1	3			N	0			
Exc Award (06/30/2016, 06/30/2018, 06/30/2025)																		
117672	MONTERREY LA SILLA	08/17/2012	Active	14	2	0	2	16.67%	12		4			N SC	3	90+ Days		
Exc Award (06/30/2016, 06/30/2017, 06/30/2025)																		
15185	MONTERREY NORTE	12/09/1966	Active	28	6	11	-5	-15.15%	31	9	1			M,VP,SC	0	90+ Days		
Exc Award (06/30/2023, 06/30/2024)																		
15169	MONTERREY PONIENTE	11/08/1958	Active	69	3	2	1	1.47%	66	5	1			N SC	0		\$2,332.19	
Exc Award (06/30/2016, 06/30/2017, 06/30/2025)																		



Club Health Assessment for District B 3 through March 2025

			Status	Membership							Reports					Finance	LCIF
Club Number	Club Name	Charter Date		Current Member Count	YTD Members Added	YTD Members Dropped	YTD Net Growth	YTD Net Growth%	Member Count 12 Months Ago	Avg. length of service for dropped members	Months Since Last MMR ***	Yrs. Since Last Officer Report	President Rotation	Vice President Reported ****	Months Since Last Activity Report ***	Account Balance	Donations for current Fiscal Year
			Number of times on status quo within last two years	If below 15 members appears				If net loss is greater than 20% appears			If no report in 3 months appears in	When more than one year appears in	Number of repeat terms	Notes the officers that do not have an active	If no report at 12 months appears in red		
133226	Monterrey Santa Lucia	11/30/2017	Active(1)	11	1	1	0	0.00%	11	12	5		2	M,VP,SC	5		\$15.00
Exc Award (06/30/2018, 06/30/2020, 06/30/2022)																	
59970	MONTERREY SURESTE	09/22/1997	Active(1)	24	0	0	0	0.00%	26		9		5	M,VP,SC	20	90+ Days	
Exc Award (06/30/2016, 06/30/2019)																	
128285	Morelos Coahuila	07/26/2016	Active(1)	19	2	1	1	5.56%	20	5	8			N M	2	90+ Days	
Exc Award (06/30/2017, 06/30/2018, 06/30/2020)																	
105238	MUZQUIZ AC	04/16/2009	Active(1)	29	0	4	-4	-12.12%	33	14	1			N S,M,SC	4	90+ Days	
Exc Award (06/30/2020)																	
133654	N.L. Mujeres Lideres	01/29/2018	Active(1)	18	0	8	-8	-30.77%	24	5	3			T,M,VP	7	90+ Days	
Exc Award (06/30/2019, 06/30/2020, 06/30/2022)																	
64555	NUEVO LAREDO	06/28/2001	Active	39	6	1	5	14.71%	32	9	0			M,VP,SC	1	90+ Days	\$10.00
Exc Award (06/30/2017, 06/30/2018, 06/30/2020)																	
130552	Nuevo Laredo Centenario	04/05/2017	Active	31	1	10	-9	-22.50%	40	3	0			N M,SC	0		\$25.00
Exc Award (06/30/2018, 06/30/2022, 06/30/2024)																	
100148	NUEVO LAREDO FUNDADORES	09/04/2007	Active	21	0	0	0	0.00%	21		20	1	None	P,S,T,M,VP SC	16	90+ Days	
48424	PARRAS	04/19/1988	Active(1)	21	4	8	-4	-16.00%	25	5	0			VP	4	90+ Days	\$158.00
46576	RAMOS ARIZPE	10/13/1986	Active	26	0	1	-1	-3.70%	27	3	3			M,VP	3	90+ Days	
Exc Award (06/30/2016)																	
64681	REYNOSA	09/10/2001	Active	21	5	0	5	31.25%	16		0		5	VP,SC	2		\$103.00
Exc Award (06/30/2019)																	
100099	REYNOSA RIBERENA	08/28/2007	Active(1)	20	0	0	0	0.00%	20		28	2	None	P,S,T,M,VP SC	24+	90+ Days	\$1.00
137961	Reynosa Sembrado	04/25/2019	Active(1)	15	0	0	0	0.00%	15		21		None	P,S,T,M,VP SC	10	90+ Days	
125564	Rio Bravo	08/26/2015	Active(1)	14	0	1	-1	-6.67%	15	9	3		2	T,M,VP,SC	17	90+ Days	
66691	RIO BRAVO FUNDADORES	10/21/2002	Active(1)	16	0	0	0	0.00%	16		33		2 N	S,T,M,VP,SC	17	90+ Days	
15202	SABINAS	03/24/1945	Active	219	3	3	0	0.00%	220	6	0			M,VP,SC	0	90+ Days	\$30.00
Exc Award (06/30/2016, 06/30/2019, 06/30/2022)																	
15203	SABINAS HIDALGO	03/29/1944	Active	20	0	0	0	0.00%	20		20	1	None	P,S,T,M,VP SC	14	90+ Days	
146257	Sabinas Mujeres de Corazón	05/24/2021	Active(1)	28	0	0	0	0.00%	26		8			N M,SC	13	90+ Days	




Club Health Assessment for District B 3 through March 2025

			Status	Membership							Reports					Finance		LCIF
Club Number	Club Name	Charter Date		Current Member Count	YTD Members Added	YTD Members Dropped	YTD Net Growth	YTD Net Growth%	Member Count 12 Months Ago	Avg. length of service for dropped members	Months Since Last MMR ***	Yrs. Since Last Officer Report	President Rotation	Vice President Reported ****	Months Since Last Activity Report ***	Account Balance	Donations for current Fiscal Year	
			Number of times on status quo within last two years	If below 15 members appears					If net loss is greater than 20% appears			If no report in 3 months appears in	When more than one year appears in	Number of repeat terms	Notes the officers that do not have an active	If no report at 12 months appears in red		
61083	SABINAS PONIENTE	08/18/1998	Active	9	0	0	0	0.00%	9		14		2	M,VP,SC	18	90+ Days		
15205	SALTILLO	10/08/1938	Active	30	1	2	-1	-3.23%	30	5	3			N	0			
Exc Award (06/30/2016, 06/30/2020, 06/30/20																		
51044	SALTILLO 90	11/07/1990	Active	18	4	1	3	20.00%	15	19	3			M,VP,SC	3	90+ Days		
Exc Award (06/30/2018, 06/30/2019, 06/30/20																		
60302	SALTILLO AMISTAD	01/21/1998	Active	18	0	0	0	0.00%	18		42		12	N	0	90+ Days		
86055	SALTILLO CIHUATL	03/31/2005	Active	12	4	0	4	50.00%	8		8		2	S,VP	6			
146218	Saltillo Dra Esther Urquieta Yañez	06/03/2021	Active	23	5	0	5	27.78%	18		2		2	N	0			
131175	Saltillo El Sarape	06/12/2017	Active	23	5	6	-1	-4.17%	20	1	0			M,VP,SC	0			
Exc Award (06/30/2019, 06/30/2021, 06/30/20																		
150834	Saltillo Maravillas	05/16/2022	Cancelled(8*)	0	0	19	-19	-100.00%	19	3	3	2	None	P,S,T,M,VP SC	N/A	90+ Days		
109096	SALTILLO NUEVA TLAXCALA	08/24/2010	Active	37	2	8	-6	-13.95%	43	7	0			M,VP,SC	0	90+ Days	\$970.00	
Exc Award (06/30/2016, 06/30/2017, 06/30/20																		
140148	Saltillo Orion	12/02/2019	Active(2)	17	0	0	0	0.00%	17		16	2	None	P,S,T,M,VP SC	17	90+ Days		
66448	SAN BUENA VENTURA	06/28/2002	Active(2)	26	0	1	-1	-3.70%	28	23	3		2	M,VP,SC	13	90+ Days		
Exc Award (06/30/2016)																		
95058	SAN CIRO AC	01/17/2006	Active(1)	13	0	0	0	0.00%	13		12		3	M,VP,SC	1	90+ Days	\$50.00	
Exc Award (06/30/2017, 06/30/2023)																		
15352	SAN LUIS POTOSI	05/29/1943	Active	17	3	0	3	21.43%	18		3			N	3		(\$770.00)	
Exc Award (06/30/2017, 06/30/2019, 06/30/20																		
117676	SAN LUIS POTOSI "EL POTOSI"	08/17/2012	Cancelled(8*)	0	0	12	-12	-100.00%	12	11	3		None	P,S,T,M,VP SC	14	90+ Days	\$20.00	
Exc Award (06/30/2017)																		
143053	San Luis Potosí Aranzazú	10/26/2020	Active(1)	20	0	0	0	0.00%	20		19	1	None	P,S,T,M,VP SC	12	90+ Days		
54571	SAN LUIS POTOSI VALLE DE TANGA	06/08/1993	Active(1)	24	1	1	0	0.00%	25	5	3			N	2	90+ Days		
Exc Award (06/30/2018, 06/30/2019, 06/30/20																		
15210	SAN NICO DE LOS GARZA	09/12/1961	Active	27	3	5	-2	-6.90%	31	35	3			M,VP,SC	0	90+ Days	\$1,342.75	
Exc Award (06/30/2018, 06/30/2022, 06/30/20																		



Club Health Assessment for District B 3 through March 2025

			Status	Membership							Reports					Finance		LCIF
Club Number	Club Name	Charter Date		Current Member Count	YTD Members Added	YTD Members Dropped	YTD Net Growth	YTD Net Growth%	Member Count 12 Months Ago	Avg. length of service for dropped members	Months Since Last MMR ***	Yrs. Since Last Officer Report	President Rotation	Vice President Reported ****	Months Since Last Activity Report ***	Account Balance	Donations for current Fiscal Year	
			Number of times on status quo within last two years	If below 15 members appears				If net loss is greater than 20% appears			If no report in 3 months appears in	When more than one year appears in	Number of repeat terms	Notes the officers that do not have an active	If no report at 12 months appears in red			
55429	SOLEDAD DE GRACIANO SANCHEZ Exc Award (06/30/2016, 06/30/2018, 06/30/20)	03/21/1994	Active	19	5	7	-2	-9.52%	22	2	1			N	M,SC	0	90+ Days	\$40.00
65040	TAMAZUNCHALE A C Exc Award (06/30/2016)	02/25/2002	Active	15	6	5	1	7.14%	14	20	2		2	N	M	16	90+ Days	
15213	TAMPICO Exc Award (06/30/2017, 06/30/2020)	06/22/1934	Active	20	0	1	-1	-4.76%	21	1	7		5		T,M,VP,SC	0	90+ Days	\$70.00
150128	Trascender Nuevo León Exc Award (06/30/2023)	03/28/2022	Active	32	5	0	5	18.52%	32		4			N	SC	0		\$100.00
15215	VILLA DE ARTEAGA Exc Award (06/30/2016)	05/11/1958	Active	17	0	3	-3	-15.00%	23	4	8				M,VP,SC	7		\$7.17
66278	VILLA DE GUADALUPE AC Exc Award (06/30/2016, 06/30/2018, 06/30/20)	06/19/2002	Active	52	0	0	0	0.00%	52		8			N	M,SC	0		\$1,050.00
66425	VILLA DE SANTIAGO Exc Award (06/30/2016)	06/28/2002	Active(2)	26	0	0	0	0.00%	26		12		2		M,VP,SC	7	90+ Days	
15223	ZARAGOZA Exc Award (06/30/2016, 06/30/2017, 06/30/20)	03/20/1955	Active	17	0	0	0	0.00%	17		4				VP,SC	8	90+ Days	\$360.00


Clubs Cancelled Previous Fiscal Year – Clubs Cancelled within last 12 months may be reinstated

Club Number	Club Name	Charter Date	Current Status*	Cancellation Date
84425	ACUNA MILENIUM A C	11/16/2004	Cancelled(6*)	04/29/2024
140767	Garcia NL	01/22/2020	Cancelled(6*)	06/29/2024
138274	SLP Real	06/07/2019	Cancelled(8*)	06/29/2024

Current Total Clubs Count	YTD New Clubs Count	YTD Cancelled Clubs Count	YTD Net Club Gain	Current Total Members Count	YTD Add	YTD Drop	YTD Net Growth	YTD Net Growth %	Member Count 12 Months Ago	Average Member Count Per Club	% of Clubs with less than 20 members	% No MMR in 3 Months	% No Officer Report in 12 Months	% of Clubs with balance 90+ days	Number of Clubs in Status Quo	% Status Quo Clubs in Financial Suspension	Number of Cancelled Clubs	Average Cancelled Club Age	Members Lost Due to Cancellation	% of Clubs Cancelled for Non-Financial Reasons
70	1	5	-4	1,860	134	203	-69	-3.58%	1,938	27	37%	73%	11%	67%	0	0%	5	20	74	-20%



Club Health Assessment for District B 3 through March 2025

			Status	Membership							Reports					Finance	LCIF
Club Number	Club Name	Charter Date		Current Member Count	YTD Members Added	YTD Members Dropped	YTD Net Growth	YTD Net Growth%	Member Count 12 Months Ago	Avg. length of service for dropped members	Months Since Last MMR ***	Yrs. Since Last Officer Report	President Rotation	Vice President Reported ****	Months Since Last Activity Report ***	Account Balance	Donations for current Fiscal Year
			Number of times on status quo within last two years	If below 15 members appears				If net loss is greater than 20% appears			If no report in 3 months appears in	When more than one year appears in	Number of repeat terms	Notes the officers that do not have an active	If no report at 12 months appears in red		

* - P - Priority Club. Cancellation Reasons: 1-Objectives/conduct, 2-Non-active club, 5-Non-existing club, 6-Disbanding, 7-Merger, 8-Financial Suspension, 9-District/Multiple District Dues.
** - Abbreviation: P-President, S-Secretary, T-Treasurer, M-Member Chairperson, VP-First Vice President, MC-Communications Chairperson, SC-Service Chairperson
*** - Abbreviation: N/R - Never reported using the Lions Clubs website, N/A - Not applicable, No password registered for the Lions Clubs website.
**** - Abbreviation: N - New, IP - Immediate Past, R - Repeat.



Club Health Assessment for District B 4 through March 2025

			Status	Membership							Reports					Finance		LCIF
Club Number	Club Name	Charter Date		Current Member Count	YTD Members Added	YTD Members Dropped	YTD Net Growth	YTD Net Growth%	Member Count 12 Months Ago	Avg. length of service for dropped members	Months Since Last MMR ***	Yrs. Since Last Officer Report	President Rotation	Vice President Reported ****	Months Since Last Activity Report ***	Account Balance	Donations for current Fiscal Year	
			Number of times on status quo within last two years	If below 15 members appears				If net loss is greater than 20% appears			If no report in 3 months appears in	When more than one year appears in	Number of repeat terms	Notes the officers that do not have an active	If no report at 12 months appears in red			
Clubs less than two years old																		
181222	Morelia Monarca Conecta	03/07/2025	Newly Chartered	20	20	0	20	100.00%	0		0			M,VP,SC	0			
181063	Puerto Vallarta Centro	02/25/2025	Newly Chartered	21	21	0	21	100.00%	0		1			P,T,M,VP,SC	0			
179892	Villa Hidalgo Progreso	01/02/2025	Newly Chartered	22	23	1	22	100.00%	0	0	0		N	M,SC	0			
181103	Zacatecas Leones de Plata	02/27/2025	Newly Chartered	25	25	0	25	100.00%	0		0			M,VP,SC	0			
Clubs more than two years old																		
53561	AMECA	08/06/1992	Active	45	0	4	-4	-8.16%	49	14	3		N	M,VP,SC	1			
15229	APATZINGAN	07/28/1956	Active	19	2	4	-2	-9.52%	21	9	2		N		2		\$40.00	
Exc Award (06/30/2017, 06/30/2020)																		
15233	AUTLAN	09/10/1955	Active	50	8	0	8	19.05%	42		2		N	M	2		\$183.00	
Exc Award (06/30/2017)																		
127385	Chiquilistlan Jalisco	04/26/2016	Active	6	0	0	0	0.00%	6		16			M,VP,SC	4			
Exc Award (06/30/2017, 06/30/2023)																		
15236	CIHUATLAN	10/16/1957	Active	23	2	0	2	9.52%	21		3		N	M,SC	0		\$148.64	
15237	CIUDAD GUZMAN	01/12/1956	Active	18	0	0	0	0.00%	18		14		2	M,VP,SC	2			
15239	COLIMA	03/30/1944	Active	22	1	2	-1	-4.35%	22	6	2		N	SC	0	90+ Days		
Exc Award (06/30/2016)																		
118862	COLIMA "REAL COLIMA LEONAS"	04/18/2013	Active	40	4	2	2	5.26%	33	1	0		N		0		\$116.88	
Exc Award (06/30/2017, 06/30/2022, 06/30/20)																		
120028	Colima Centro Leonas	07/26/2013	Active	14	0	1	-1	-6.67%	16	4	8		4	M,VP,SC	8	90+ Days	\$22.32	
Exc Award (06/30/2017)																		
15240	COLIMA CINCO	01/12/1972	Active	17	0	0	0	0.00%	16		10	1	None	P,S,T,M,VP SC	7		\$851.52	
124206	Colima-Capital Camino Real	02/25/2015	Active	42	9	0	9	27.27%	33		0		N		0		\$94.72	
Exc Award (06/30/2016, 06/30/2017, 06/30/20)																		
84473	COSTA DE CHILA SUR DE COMPOSTELA	12/20/2004	Active	9	0	0	0	0.00%	11		8		3	P,M,VP,SC	0			



Club Health Assessment for District B 4 through March 2025

			Status	Membership							Reports					Finance		LCIF
Club Number	Club Name	Charter Date		Current Member Count	YTD Members Added	YTD Members Dropped	YTD Net Growth	YTD Net Growth%	Member Count 12 Months Ago	Avg. length of service for dropped members	Months Since Last MMR ***	Yrs. Since Last Officer Report	President Rotation	Vice President Reported ****	Months Since Last Activity Report ***	Account Balance	Donations for current Fiscal Year	
			Number of times on status quo within last two years	If below 15 members appears					If net loss is greater than 20% appears			If no report in 3 months appears in	When more than one year appears in	Number of repeat terms	Notes the officers that do not have an active	If no report at 12 months appears in red		
Exc Award (06/30/2017)																		
15244	EL GRULLO	08/28/1961	Active	63	12	0	12	23.53%	47		2			N	0		\$2,709.50	
Exc Award (06/30/2017, 06/30/2020, 06/30/2020)																		
15247	GUADALAJARA	01/12/1935	Active	28	1	0	1	3.70%	26		7			M,VP	1			
Exc Award (06/30/2020)																		
105149	GUADALAJARA DEL SOL	04/03/2009	Active	21	0	2	-2	-8.70%	23	6	2			M,VP,SC	1		\$1,724.84	
Exc Award (06/30/2017, 06/30/2018, 06/30/2020)																		
151821	Hacienda Buenavista y el Molino de Vista Hermosa	09/01/2022	Active	20	2	2	0	0.00%	20	2	0		2	R	M,SC	2		
133224	Huejucar	11/29/2017	Active(1)	14	0	10	-10	-41.67%	24	4	7		5	N	T,SC	7	90+ Days	
31339	IXTLAN DEL RIO	11/06/1975	Active	20	0	0	0	0.00%	23		2			M,VP,SC	0		\$180.00	
82915	JEREZ LOPEZ VELARDE	06/29/2004	Active	118	21	7	14	13.46%	104	14	1			M,VP,SC	1		\$6,713.15	
Exc Award (06/30/2018, 06/30/2020, 06/30/2020)																		
15110	JUCHIPILA	06/30/1969	Active	37	7	2	5	15.63%	31	4	1			N	M,SC	0	\$2,404.75	
Exc Award (06/30/2018, 06/30/2020, 06/30/2020)																		
15261	LA PIEDAD	04/09/1947	Active	14	1	0	1	7.69%	13		2			N	T,SC	1	\$15.20	
Exc Award (06/30/2017)																		
52438	LAS VARAS	01/24/1992	Active	24	2	0	2	9.09%	22		7			N		7	\$22.72	
Exc Award (06/30/2017)																		
15266	MANZANILLO	03/09/1954	Active	20	0	0	0	0.00%	15		11		5	VP	0		\$1,350.00	
88862	MANZANILLO LAS BRISAS	06/30/2005	Active	15	0	4	-4	-21.05%	20	5	3			M,VP	2		\$7.60	
Exc Award (06/30/2017)																		
49965	MASCOTA	11/15/1989	Active	69	5	0	5	7.81%	63		1			IP	M,SC	0	\$5,616.00	
Exc Award (06/30/2016, 06/30/2017, 06/30/2020)																		
15268	MORELIA	11/09/1946	Active	18	0	4	-4	-18.18%	22	6	1			M,VP,SC	0		\$2,060.80	
Exc Award (06/30/2017, 06/30/2020, 06/30/2020)																		
115773	MORELIA VASCO DE QUIROGA	01/11/2012	Active	14	4	10	-6	-30.00%	22	5	1			N	M	0	\$14.72	
Exc Award (06/30/2017, 06/30/2018, 06/30/2020)																		
15271	PATZCUARO	12/21/1973	Active	26	5	3	2	8.33%	24	8	3			M,VP,SC	0		\$660.65	




Club Health Assessment for District B 4 through March 2025

			Status	Membership							Reports					Finance		LCIF
Club Number	Club Name	Charter Date		Current Member Count	YTD Members Added	YTD Members Dropped	YTD Net Growth	YTD Net Growth%	Member Count 12 Months Ago	Avg. length of service for dropped members	Months Since Last MMR ***	Yrs. Since Last Officer Report	President Rotation	Vice President Reported ****	Months Since Last Activity Report ***	Account Balance	Donations for current Fiscal Year	
			Number of times on status quo within last two years	If below 15 members appears				If net loss is greater than 20% appears			If no report in 3 months appears in	When more than one year appears in	Number of repeat terms	Notes the officers that do not have an active	If no report at 12 months appears in red			
Exc Award (06/30/2020, 06/30/2023)																		
85976	PIHUAMO	03/23/2005	Active	31	1	6	-5	-13.89%	36	8	3			VP,SC	7			
Exc Award (06/30/2023)																		
52322	PITILLAL	12/19/1991	Active	37	7	5	2	5.71%	34	15	3		None	P,M,VP,SC	0		\$1,008.52	
Exc Award (06/30/2020, 06/30/2023)																		
15274	PUERTO VALLARTA	01/01/1959	Active	34	11	24	-13	-27.66%	47	11	0			N	1		\$2,626.00	
Exc Award (06/30/2016, 06/30/2017, 06/30/2020)																		
29636	QUIROGA	07/15/1974	Active	11	0	0	0	0.00%	11		29	1	None	P,S,T,M,VP SC	8	90+ Days		
Exc Award (06/30/2023)																		
64366	SAHUAYO A C	06/15/2001	Active	38	0	0	0	0.00%	38		6		8	T,M,VP,SC	1			
127371	San Sebastian del Oeste Jalisco	04/26/2016	Active	23	0	0	0	0.00%	23		10		3	T,M,VP,SC	2	90+ Days		
Exc Award (06/30/2017)																		
119523	SANTIAGO	06/03/2013	Active	16	0	0	0	0.00%	16		22			P,M,VP,SC	2	90+ Days	\$149.44	
Exc Award (06/30/2017, 06/30/2021)																		
15286	SAYULA	04/08/1951	Active	14	0	0	0	0.00%	14		22	1	None	P,S,T,M,VP SC	2	90+ Days		
149817	Talpa De Allende A.C.	02/07/2022	Active	15	0	0	0	0.00%	15		21		4	M,VP,SC	2	90+ Days		
82913	TEOCALTICHE JALISCO	06/29/2004	Active(2)	17	0	0	0	0.00%	17		16	1	None	P,S,T,M,VP SC	7	90+ Days		
Exc Award (06/30/2017, 06/30/2020)																		
133860	Tepetongo	02/26/2018	Active(1)	22	1	3	-2	-8.33%	24	5	3		5	N SC	1	90+ Days	\$40.00	
101315	TEPIC DE NERVO	02/19/2008	Active	20	1	3	-2	-9.09%	21	5	0			N	1		\$40.00	
Exc Award (06/30/2017, 06/30/2018, 06/30/2020)																		
126813	Tepic Rey Nayar	03/07/2016	Active	13	4	3	1	8.33%	12	11	0		2	N SC	0	90+ Days	\$40.00	
Exc Award (06/30/2017)																		
75919	TOMATLAN	06/30/2003	Active	23	1	3	-2	-8.00%	24	4	3		3	M,VP,SC	1		\$2,000.00	
Exc Award (06/30/2017, 06/30/2018, 06/30/2020)																		
124301	Tomatlan Chalacatepec	03/06/2015	Active	30	2	1	1	3.45%	29	10	1			N M,SC	0		\$68.00	
Exc Award (06/30/2016, 06/30/2017, 06/30/2020)																		
141889	Tomatlan Fuerza Mujeres	06/26/2020	Active(1)	7	2	0	2	40.00%	5		0		3	T,M,VP,SC	0			



Club Health Assessment for District B 4 through March 2025

			Status	Membership							Reports					Finance		LCIF
Club Number	Club Name	Charter Date		Current Member Count	YTD Members Added	YTD Members Dropped	YTD Net Growth	YTD Net Growth%	Member Count 12 Months Ago	Avg. length of service for dropped members	Months Since Last MMR ***	Yrs. Since Last Officer Report	President Rotation	Vice President Reported ****	Months Since Last Activity Report ***	Account Balance	Donations for current Fiscal Year	
			Number of times on status quo within last two years	If below 15 members appears				If net loss is greater than 20% appears			If no report in 3 months appears in	When more than one year appears in	Number of repeat terms	Notes the officers that do not have an active	If no report at 12 months appears in red			
51064	UNION DE TULA	11/21/1990	Active	7	0	0	0	0.00%	7		0		6	T,M,VP,SC	0			
15303	URUAPAN MICHOACAN	03/13/1954	Active	49	12	12	0	0.00%	50	7	0			S,T,M,VP,SC	0		\$6,308.00	
	Exc Award (06/30/2020, 06/30/2023, 06/30/2024)																	
31161	VILLA HIDALGO JAL	09/05/1975	Active	37	3	13	-10	-21.28%	47	10	0			M,VP,SC	1		\$2,000.00	
	Exc Award (06/30/2020, 06/30/2023, 06/30/2024)																	
15306	YURECUARO	11/04/1948	Active	17	5	0	5	41.67%	13		1			M,VP,SC	0		(\$962.00)	
	Exc Award (06/30/2017)																	
143854	Zacatecas	05/27/2021	Active(1)	21	5	0	5	31.25%	16		1			M,VP,SC	1	90+ Days	\$147.20	
149810	Zacatecas Centro	02/07/2022	Active	8	2	3	-1	-11.11%	10	2	1		4	VP	1	90+ Days		
	Exc Award (06/30/2022)																	
49234	ZAPOTLAN	02/14/1989	Active	14	1	0	1	7.69%	13		2		2	M,VP,SC	0	90+ Days	\$108.00	
	Exc Award (06/30/2016)																	

Clubs Cancelled Previous Fiscal Year – Clubs Cancelled within last 12 months may be reinstated

Club Number	Club Name	Charter Date	Current Status*	Cancellation Date
119054	BARRA DE NAVIDAD MELAQUE	03/28/2013	Cancelled(6*)	12/29/2023
152704	El Salto y Juanacatlan	10/03/2022	Cancelled(8*)	06/29/2024
107284	TECOMAN A.C.	01/18/2010	Cancelled(6*)	04/29/2024
153001	Tepic del Sol	11/15/2022	Cancelled(8*)	06/29/2024

Current Total Clubs Count	YTD New Clubs Count	YTD Cancelled Clubs Count	YTD Net Club Gain	Current Total Members Count	YTD Add	YTD Drop	YTD Net Growth	YTD Net Growth %	Member Count 12 Months Ago	Average Member Count Per Club	% of Clubs with less than 20 members	% No MMR in 3 Months	% No Officer Report in 12 Months	% of Clubs with balance 90+ days	Number of Clubs in Status Quo	% Status Quo Clubs in Financial Suspension	Number of Cancelled Clubs	Average Cancelled Club Age	Members Lost Due to Cancellation	% of Clubs Cancelled for Non-Financial Reasons
55	4	0	4	1,418	233	134	99	7.51%	1,309	26	40%	44%	7%	25%	0	0%	0	0	0	0%

* - P - Priority Club. Cancellation Reasons: 1-Objectives/conduct, 2-Non-active club, 5-Non-existing club, 6-Disbanding, 7-Merger, 8-Financial Suspension, 9-District/Multiple District Dues.

** - Abbreviation: P-President, S-Secretary, T-Treasurer, M-Member Chairperson, VP-First Vice President, MC-Communications Chairperson, SC-Service Chairperson

*** - Abbreviation: N/R - Never reported using the Lions Clubs website, N/A - Not applicable, No password registered for the Lions Clubs website.

**** - Abbreviation: N - New, IP - Immediate Past, R - Repeat.



Club Health Assessment for District B 5 through March 2025

			Status	Membership						Reports					Finance	LCIF	
Club Number	Club Name	Charter Date		Current Member Count	YTD Members Added	YTD Members Dropped	YTD Net Growth	YTD Net Growth%	Member Count 12 Months Ago	Avg. length of service for dropped members	Months Since Last MMR ***	Yrs. Since Last Officer Report	President Rotation	Vice President Reported ****	Months Since Last Activity Report ***	Account Balance	Donations for current Fiscal Year
			Number of times on status quo within last two years	If below 15 members appears				If net loss is greater than 20% appears			If no report in 3 months appears in	When more than one year appears in	Number of repeat terms	Notes the officers that do not have an active	If no report at 12 months red		
Clubs less than two years old																	
171729	Moroleon Quetzales	05/28/2024	Active	20	1	1	0	0.00%	0	0	6		2	R	M,SC	N/R	90+ Days
153170	Nochistlán Identidad Caxcana	05/05/2023	Active	20	0	0	0	0.00%	21		10	1	None		P,S,T,M,VP SC	10	90+ Days
179685	San Luis de la Paz Engranages de Amor	11/26/2024	Active	24	24	0	24	100.00%	0		2				M,VP,SC	N/R	90+ Days
156408	Tarandacuao	10/20/2023	Active(1)	21	0	7	-7	-25.00%	28	1	3			N	M,SC	3	90+ Days
Clubs more than two years old																	
65079	ACAMBARO A C	03/01/2002	Active(1)	22	0	4	-4	-15.38%	28	10	2				M,VP,SC	0	\$60.00
Exc Award (06/30/2018, 06/30/2019, 06/30/20																	
15313	AGUASCALIENTES	11/11/1943	Active	8	2	0	2	33.33%	7		1			N	M,SC	3	90+ Days
Exc Award (06/30/2016, 06/30/2017, 06/30/20																	
149213	Aguascalientes Hidrocalido AC	12/09/2021	Active	26	5	0	5	23.81%	19		6				M,VP,SC	1	90+ Days \$3,472.40
Exc Award (06/30/2024)																	
15315	AMEALCO	09/10/1970	Active(1)	21	0	0	0	0.00%	21		11				M,VP,SC	10	\$160.00
Exc Award (06/30/2017, 06/30/2022, 06/30/20																	
15317	CALVILLO	12/10/1956	Active	22	2	0	2	10.00%	20		8		3	N		1	\$220.00
Exc Award (06/30/2017, 06/30/2023, 06/30/20																	
15319	CELAYA	11/05/1946	Active	15	0	1	-1	-6.25%	14	10	8		5		M,VP,SC	1	90+ Days \$30.33
Exc Award (06/30/2017, 06/30/2023, 06/30/20																	
48494	CELAYA CENTRO	04/28/1988	Active	17	0	2	-2	-10.53%	22	3	4				M,VP,SC	0	
Exc Award (06/30/2018, 06/30/2021, 06/30/20																	
60533	CELAYA NUEVO ZALAYA	03/20/1998	Active	19	3	0	3	18.75%	16		1				T,M,VP,SC	1	\$60.00
Exc Award (06/30/2017, 06/30/2018, 06/30/20																	
150597	Ciegos de Mexico	04/25/2022	Active(2)	5	0	2	-2	-28.57%	6	3	0				S,T,M,VP,SC	15	90+ Days
101152	CORREGIDORA DE QUERETARO	02/07/2008	Active	15	1	1	0	0.00%	16	12	3		2	R		4	90+ Days \$40.00
Exc Award (06/30/2016, 06/30/2019, 06/30/20																	
15329	GUANAJUATO	08/12/1946	Active	22	2	1	1	4.76%	20	11	2			R	M,VP	0	90+ Days \$120.66
Exc Award (06/30/2017)																	



Club Health Assessment for District B 5 through March 2025

			Status	Membership							Reports					Finance		LCIF
Club Number	Club Name	Charter Date		Current Member Count	YTD Members Added	YTD Members Dropped	YTD Net Growth	YTD Net Growth%	Member Count 12 Months Ago	Avg. length of service for dropped members	Months Since Last MMR ***	Yrs. Since Last Officer Report	President Rotation	Vice President Reported ****	Months Since Last Activity Report ***	Account Balance	Donations for current Fiscal Year	
			Number of times on status quo within last two years	If below 15 members appears				If net loss is greater than 20% appears			If no report in 3 months appears in	When more than one year appears in	Number of repeat terms	Notes the officers that do not have an active	If no report at 12 months appears in red			
130219	Guanajuato Mujeres del Centenario Exc Award (06/30/2019, 06/30/2023, 06/30/20)	03/08/2017	Active	20	9	1	8	66.67%	12	1	1		3	N	2	90+ Days	\$40.00	
115526	HUANIMARO, A.C.	11/15/2011	Active	7	0	0	0	0.00%	7		15	1	None	P,S,T,M,VP SC M	21	90+ Days		
15330	IRAPUATO Exc Award (06/30/2018, 06/30/2023)	10/10/1946	Active(1)	9	0	5	-5	-35.71%	14	10	6			N	0	90+ Days		
129054	Jerecuaro Centenario Exc Award (06/30/2017, 06/30/2020)	10/25/2016	Active	21	0	0	0	0.00%	21		11			IP	M,SC	0	\$1,000.00	
15333	LEON Exc Award (06/30/2017, 06/30/2018, 06/30/20)	01/25/1944	Active	23	2	0	2	9.52%	20		1			N	1		\$100.00	
136566	León Mundo Incluyente Exc Award (06/30/2023)	10/25/2018	Active	14	0	0	0	0.00%	14		3		7	R	S,T,M	1	\$1,290.00	
15334	LEON ORIENTE Exc Award (06/30/2017, 06/30/2018, 06/30/20)	01/26/1969	Active	22	1	0	1	4.76%	23		1			N	0		\$110.00	
15060	LORETO	01/23/1956	Active(1)	16	0	2	-2	-11.11%	16	4	3			M,VP,SC	1	90+ Days	\$100.00	
88466	LORETO RENACIMIENTO Exc Award (06/30/2018, 06/30/2023)	05/27/2005	Active	31	6	2	4	14.81%	27	7	3			VP,SC	9	90+ Days		
97311	MOROLEON A.C. Exc Award (06/30/2017, 06/30/2018, 06/30/20)	06/15/2006	Active(1)	33	1	6	-5	-13.16%	37	11	3			VP	1		\$2,100.00	
15339	PENJAMO Exc Award (06/30/2017, 06/30/2023)	11/15/1946	Active(1)	13	0	0	0	0.00%	15		11		8	M,VP,SC	1	90+ Days	\$80.00	
30595	PURISIMA DE BUSTOS Exc Award (06/30/2018)	04/17/1975	Active(1)	23	1	3	-2	-8.00%	24	16	6		2	M,VP,SC	0		\$180.00	
15340	QUERETARO Exc Award (06/30/2017, 06/30/2021, 06/30/20)	03/04/1947	Active(1)	18	3	4	-1	-5.26%	20	2	3			M,VP,SC	1		\$165.17	
129506	Queretaro Centenario Exc Award (06/30/2018)	12/07/2016	Active(2)	15	0	1	-1	-6.25%	15	8	0		5	M,VP,SC	11	90+ Days	\$61.70	
66719	QUERETARO NUEVA ERA Exc Award (06/30/2017, 06/30/2023)	10/29/2002	Active(1)	6	0	1	-1	-14.29%	7	7	3			P,M,VP,SC	11		\$40.00	



Club Health Assessment for District B 5 through March 2025

			Status	Membership							Reports					Finance		LCIF
Club Number	Club Name	Charter Date		Current Member Count	YTD Members Added	YTD Members Dropped	YTD Net Growth	YTD Net Growth%	Member Count 12 Months Ago	Avg. length of service for dropped members	Months Since Last MMR ***	Yrs. Since Last Officer Report	President Rotation	Vice President Reported ****	Months Since Last Activity Report ***	Account Balance	Donations for current Fiscal Year	
			Number of times on status quo within last two years	If below 15 members appears				If net loss is greater than 20% appears			If no report in 3 months appears in	When more than one year appears in	Number of repeat terms	Notes the officers that do not have an active	If no report at 12 months appears in red			
119501	RINCON DE ROMOS LIDERES Exc Award (06/30/2016)	05/30/2013	Active(1)	9	4	0	4	80.00%	7		1		2	N M,SC	8			
15344	SALAMANCA Exc Award (06/30/2016, 06/30/2017, 06/30/2020)	04/07/1947	Active	50	1	0	1	2.04%	49		5			N SC	0		\$1,145.17	
106009	SALAMANCA CORAZON DE MEXICO Exc Award (06/30/2017, 06/30/2022, 06/30/2024)	06/25/2009	Active	10	1	0	1	11.11%	9		7			N	0		\$20.00	
140181	San Diego de la Unión Exc Award (06/30/2021)	11/21/2019	Active	5	0	5	-5	-50.00%	10	4	6		2	N	1		\$40.00	
44294	SAN FELIPE NORTE Exc Award (06/30/2024)	10/01/1984	Active(1)	19	0	0	0	0.00%	14		9			VP	2	90+ Days		
15349	SAN FRANCISCO DEL RINCON Exc Award (06/30/2017, 06/30/2019, 06/30/2020)	11/29/1946	Active	24	0	7	-7	-22.58%	33	13	0		2	T,M,VP,SC	5		\$1,040.00	
63318	SAN FRANCISCO TERCER MILENIO Exc Award (06/30/2017, 06/30/2018, 06/30/2020)	06/19/2000	Active	34	6	1	5	17.24%	32	0	3			N	0	90+ Days	\$220.00	
15351	SAN LUIS DE LA PAZ Exc Award (06/30/2016, 06/30/2017, 06/30/2020)	05/27/1950	Active	37	0	5	-5	-11.90%	37	0	4		5	VP,SC	16	90+ Days		
130530	Santa Cruz Juventino Rosas del Centenario	05/02/2017	Active(1)	20	0	0	0	0.00%	20		11		7	N M,SC	2		\$20.00	
149091	Silao de la Victoria	12/31/2021	Active(3)	7	0	1	-1	-12.50%	8	3	3	1	None	P,S,T,M,VP SC	19	90+ Days	\$20.00	
141012	Tequisquiapan	04/28/2020	Active	24	0	0	0	0.00%	24		7			N M,SC	19	90+ Days		
126219	Universitario de Leon	11/19/2015	Active(1)	18	12	7	5	38.46%	13	3	2		3	N M,SC	0	90+ Days		
121540	Universitario de Moroleon Exc Award (06/30/2017, 06/30/2018, 06/30/2020)	04/02/2014	Active(2)	4	0	6	-6	-60.00%	10	5	7		2	N M,SC	4	90+ Days		
110969	UNIVERSITARIO DE QUERÉTARO Exc Award (06/30/2018)	04/29/2011	Active	10	0	0	0	0.00%	10		4			T,M,VP,SC	24+	90+ Days	\$20.00	
106578	UNIVERSITARIO HURIATA DE URIANGATO Exc Award (06/30/2016, 06/30/2017, 06/30/2020)	09/14/2009	Active	7	0	2	-2	-22.22%	20	2	0		2	N P	1	90+ Days		



Club Health Assessment for District B 5 through March 2025

			Status								Membership								Reports				Finance		LCIF
Club Number	Club Name	Charter Date		Current Member Count	YTD Members Added	YTD Members Dropped	YTD Net Growth	YTD Net Growth%	Member Count 12 Months Ago	Avg. length of service for dropped members	Months Since Last MMR ***	Yrs. Since Last Officer Report	President Rotation	Vice President Reported ****	Months Since Last Activity Report ***	Account Balance	Donations for current Fiscal Year								
			Number of times on status quo within last two years	If below 15 members appears				If net loss is greater than 20% appears			If no report in 3 months appears in	When more than one year appears in	Number of repeat terms	Notes the officers that do not have an active	If no report at 12 months appears in red										
65308	URIANGATO AC	05/02/2002	Active	46	3	3	0	0.00%	47	1	0			N	0		\$160.00								
	Exc Award (06/30/2016, 06/30/2017, 06/30/2020)																								
141514	Uriangato por la Educacion	04/28/2020	Active(2)	9	3	0	3	50.00%	6		2			M,VP,SC	2		\$25.00								
	Exc Award (06/30/2021)																								
15358	VALLE DE SANTIAGO	11/01/1948	Active	30	0	0	0	0.00%	30		11			M,VP,SC	0	90+ Days									
	Exc Award (06/30/2018, 06/30/2023)																								
Current Total Clubs Count	YTD New Clubs Count	YTD Cancelled Clubs Count	YTD Net Club Gain	Current Total Members Count	YTD Add	YTD Drop	YTD Net Growth	YTD Net Growth %	Member Count 12 Months Ago	Average Member Count Per Club	% of Clubs with less than 20 members	% No MMR in 3 Months	% No Officer Report in 12 Months	% of Clubs with balance 90+ days	Number of Clubs in Status Quo	% Status Quo Clubs in Financial Suspension	Number of Cancelled Clubs	Average Cancelled Club Age	Members Lost Due to Cancellation	% of Clubs Cancelled for Non-Financial Reasons					
48	1	0	1	911	93	81	12	1.33%	889	19	50%	67%	6%	60%	0	0%	0	0	0	0%					

* - P - Priority Club. Cancellation Reasons: 1-Objectives/conduct, 2-Non-active club, 5-Non-existing club, 6-Disbanding, 7-Merger, 8-Financial Suspension, 9-District/Multiple District Dues.

** - Abbreviation: P-President, S-Secretary, T-Treasurer, M-Member Chairperson, VP-First Vice President, MC-Communications Chairperson, SC-Service Chairperson

*** - Abbreviation: N/R - Never reported using the Lions Clubs website, N/A - Not applicable, No password registered for the Lions Clubs website.

**** - Abbreviation: N - New, IP - Immediate Past, R - Repeat.



Club Health Assessment for District B 6 through March 2025

			Status	Membership							Reports					Finance		LCIF			
Club Number	Club Name	Charter Date		Current Member Count	YTD Members Added	YTD Members Dropped	YTD Net Growth	YTD Net Growth%	Member Count 12 Months Ago	Avg. length of service for dropped members	Months Since Last MMR ***	Yrs. Since Last Officer Report	President Rotation	Vice President Reported ****	Months Since Last Activity Report ***	Account Balance	Donations for current Fiscal Year				
			Number of times on status quo within last two years	If below 15 members appears					If net loss is greater than 20% appears						If no report in 3 months appears in	When more than one year appears in	Number of repeat terms	Notes the officers that do not have an active	If no report at 12 months appears in red		
Clubs less than two years old																					
171535	Huetamo	07/01/2024	Active	17	22	5	17	100.00%	0	0	3				M,VP,SC	4	90+ Days				
172309	Mexico Centro	09/09/2024	Active	20	22	2	20	100.00%	0	1	3				M,VP,SC	3	90+ Days				
178053	Tepotzotlan	10/25/2024	Active	20	20	0	20	100.00%	0		5				M,VP,SC	3	90+ Days				
Clubs more than two years old																					
15361	ACAPULCO	01/10/1943	Active	19	0	0	0	0.00%	19		7		9	R	P,VP	4					
15362	ACTOPAN	07/27/1956	Active(1)	15	0	0	0	0.00%	15		11	1	None		P,S,T,M,VP SC	24+	90+ Days				
58293	ALVARO OBREGON	05/23/1996	Active	17	0	1	-1	-5.56%	16	1	0			N	SC	0		\$20.00			
Exc Award (06/30/2020, 06/30/2024)																					
30823	AMECAMECA	05/29/1975	Active	7	5	2	3	75.00%	4	6	2		6		S,T,M,VP,SC	16	90+ Days				
Exc Award (06/30/2018)																					
68768	ATLACOMULCO	05/15/2003	Active	27	0	0	0	0.00%	27		14			N		0					
Exc Award (06/30/2016, 06/30/2017, 06/30/20)																					
15373	CHALCO	10/20/1955	Active	16	3	2	1	6.67%	15	8	3				T,M,VP,SC	4					
Exc Award (06/30/2020)																					
77320	CIUDAD ALTAMIRANO	06/20/2003	Active	27	1	1	0	0.00%	39	1	4			N	M,SC	3		\$1,000.00			
99336	CIUDAD SATELITE ANIMO	05/09/2007	Active	8	0	0	0	0.00%	13		0			R	T,M,SC	2	90+ Days	\$1,000.00			
34523	CLAVERIA	10/18/1977	Active	24	0	5	-5	-17.24%	24	4	4				M,VP,SC	0		\$200.00			
Exc Award (06/30/2024)																					
15381	COYOACAN	03/12/1958	Active	25	0	0	0	0.00%	25		2			N		0		\$100.00			
15384	CUAUTITLAN	09/23/1949	Active	20	0	0	0	0.00%	18		1			N		5		\$1,320.00			
Exc Award (06/30/2018)																					
111300	CUAUTITLAN IZC SILVIA DOMINGUEZ DE GARCIA	06/09/2011	Active(1)	12	0	0	0	0.00%	12		0		None		P,S,T,M,VP SC	24+	90+ Days	\$1,000.00			
15385	CUAUTLA	11/28/1946	Active(2)	6	8	9	-1	-14.29%	6	12	2				T,M,VP,SC	17					
47351	CUERNAVACA	05/22/1987	Active	15	1	0	1	7.14%	14		0			N	VP	14					
Exc Award (06/30/2018)																					
143085	Cuernavaca Forza	09/29/2020	Active	28	8	6	2	7.69%	44	4	0			N	S	0					



Club Health Assessment for District B 6 through March 2025

			Status	Membership							Reports					Finance		LCIF
Club Number	Club Name	Charter Date		Current Member Count	YTD Members Added	YTD Members Dropped	YTD Net Growth	YTD Net Growth%	Member Count 12 Months Ago	Avg. length of service for dropped members	Months Since Last MMR ***	Yrs. Since Last Officer Report	President Rotation	Vice President Reported ****	Months Since Last Activity Report ***	Account Balance	Donations for current Fiscal Year	
			Number of times on status quo within last two years	If below 15 members appears					If net loss is greater than 20% appears			If no report in 3 months appears in	When more than one year appears in	Number of repeat terms	Notes the officers that do not have an active	If no report at 12 months appears in red		
66667	HUAMANTLA	09/30/2002	Active(2)	11	0	0	0	0.00%	5		9		None	P,S,T,M,VP SC	24+	90+ Days		
15391	IXMIQUILPAN	12/14/1954	Active	10	0	0	0	0.00%	10		11			P,M,VP,SC	5		\$2,000.00	
15392	IXTACALCO	03/02/1962	Active(1)	21	4	1	3	16.67%	18	0	0			M,VP,SC	0	90+ Days		
Exc Award (06/30/2024)																		
151202	Jojutla de Juarez	06/15/2022	Active(1)	10	3	3	0	0.00%	10	1	3		None	P,VP,SC	0			
15431	LA VILLAA C	11/27/1953	Active	18	4	0	4	28.57%	14		0			M,VP,SC	0		\$5.17	
149015	Los Reyes La Paz	12/15/2021	Active(2)	21	22	1	21	100.00%	18	1	3			N S,T,M,SC	N/A	90+ Days		
15397	MEXICO	03/20/1931	Active(2)	5	0	1	-1	-16.67%	6	30	3		7	T,M,VP,SC	17	90+ Days		
52783	MEXICO 2000	04/02/1992	Active	26	7	3	4	18.18%	22	4	0		6	R M	1		\$1,000.00	
132282	Mexico Centenario	07/31/2017	Active	14	2	2	0	0.00%	15	1	3			N	0			
Exc Award (06/30/2018, 06/30/2020, 06/30/20)																		
152818	Mexico Lindavista	10/18/2022	Active(1)	7	11	4	7	100.00%	13	2	3		3	S,M,VP,SC	13	90+ Days		
122502	Mexico Suré	06/16/2014	Active(1)	9	6	5	1	12.50%	8	7	3			M,VP,SC	0	90+ Days		
61175	NAUCALPAN	10/14/1998	Active	22	0	0	0	0.00%	22		2		2	N	0	90+ Days	\$1,000.00	
TECAMACHALCO Exc Award (06/30/2020)																		
143612	Norte de Puebla 2020	11/19/2020	Active	32	7	1	6	23.08%	26	4	4		2	VP	5	90+ Days		
Exc Award (06/30/2022, 06/30/2024)																		
106238	NOVA ERA	08/11/2009	Active	12	13	17	-4	-25.00%	18	3	0		None	N P,SC	0		\$1,000.00	
Exc Award (06/30/2016, 06/30/2017)																		
15402	PACHUCA	07/13/1944	Active(1)	17	1	0	1	6.25%	16		5			VP,SC	8	90+ Days		
Exc Award (06/30/2018)																		
65279	PROGRESO DE OBREGON	04/18/2002	Active(1)	12	5	0	5	71.43%	7		5			M,VP,SC	10			
149967	Puebla de los Angeles	04/05/2022	Active	9	4	0	4	80.00%	5		0			R M,SC	0			
148290	Rio Frio Ixtapaluca	09/13/2021	Cancelled(8*)	0	0	11	-11	-100.00%	11	3	2	2	None	P,S,T,M,VP SC	24+	90+ Days		
64075	SAN MARTIN TEXMELUCAN	03/16/2001	Active(1)	32	12	0	12	60.00%	23		2			M,VP,SC	2		\$100.00	
Exc Award (06/30/2016, 06/30/2018)																		
15418	TENANCINGO	10/30/1956	Active	19	1	2	-1	-5.00%	23	2	1			N	0	90+ Days		



Club Health Assessment for District B 6 through March 2025

			Status	Membership							Reports					Finance		LCIF
Club Number	Club Name	Charter Date		Current Member Count	YTD Members Added	YTD Members Dropped	YTD Net Growth	YTD Net Growth%	Member Count 12 Months Ago	Avg. length of service for dropped members	Months Since Last MMR ***	Yrs. Since Last Officer Report	President Rotation	Vice President Reported ****	Months Since Last Activity Report ***	Account Balance	Donations for current Fiscal Year	
			Number of times on status quo within last two years	If below 15 members appears					If net loss is greater than 20% appears			If no report in 3 months appears in	When more than one year appears in	Number of repeat terms	Notes the officers that do not have an active	If no report at 12 months appears in red		
Exc Award (06/30/2018, 06/30/2022, 06/30/2024)																		
138288	Teoloyucan	06/24/2019	Active(1)	9	0	1	-1	-10.00%	10	1	3	1	None	P,S,T,M,VP SC	17	90+ Days		
15420	TEXCOCO	08/26/1966	Active	19	0	0	0	0.00%	19		0			N	4			
Exc Award (06/30/2019, 06/30/2024)																		
15422	TLALNEPANTLA	11/17/1947	Active	26	5	0	5	23.81%	21		4			N	2		\$1,306.19	
Exc Award (06/30/2017, 06/30/2019, 06/30/2024)																		
142475	Tlanchana de Metepec	07/31/2020	Cancelled(8*)	0	0	30	-30	-100.00%	30	4	3		None	P,S,T,M,VP SC	19	90+ Days		
15426	TOLUCA	05/29/1946	Active(2)	17	5	1	4	30.77%	16	0	0		3	N	1	90+ Days		
15427	TULA DE ALLENDE	08/12/1952	Active	15	0	0	0	0.00%	15		9			S,T,M,VP,SC	6			
Exc Award (06/30/2016)																		
15428	TULANCINGO	10/26/1944	Active	25	0	2	-2	-7.41%	25	6	0			N	0		\$88.00	
Exc Award (06/30/2018, 06/30/2019, 06/30/2024)																		
15393	VENUSTIANO CARRANZA	05/04/1966	Active(1)	26	3	1	2	8.33%	25	11	0			N	M	3		
Exc Award (06/30/2016, 06/30/2018)																		
15432	VILLA NICOLAS ROMERO	10/27/1955	Active(1)	7	0	0	0	0.00%	7		12			M,VP,SC	2	90+ Days		
15433	XOCHIMILCO	09/25/1959	Active	7	0	0	0	0.00%	7		13		3	M,VP,SC	20	90+ Days		
95911	XOCHIMILCO ACATONALLI AC	02/24/2006	Active	8	0	1	-1	-11.11%	9	19	4			M,VP,SC	2			
15437	ZUMPANGO	03/20/1973	Active	92	1	0	1	1.10%	91		0		11	R	T,M,VP	0	\$1,000.00	


Clubs Cancelled Previous Fiscal Year – Clubs Cancelled within last 12 months may be reinstated

Club Number	Club Name	Charter Date	Current Status*	Cancellation Date
123771	Mexico-Valle de Mexico	12/08/2014	Cancelled(8*)	06/29/2024

Current Total Clubs Count	YTD New Clubs Count	YTD Cancelled Clubs Count	YTD Net Club Gain	Current Total Members Count	YTD Members Add	YTD Members Drop	YTD Net Growth	YTD Net Growth %	Member Count 12 Months Ago	Average Member Count Per Club	% of Clubs with less than 20 members	% No MMR in 3 Months	% No Officer Report in 12 Months	% of Clubs with balance 90+ days	Number of Clubs in Status Quo	% Status Quo Clubs in Financial Suspension	Number of Cancelled Clubs	Average Cancelled Club Age	Members Lost Due to Cancellation	% of Clubs Cancelled for Non-Financial Reasons
48	3	2	1	881	206	120	86	10.82%	856	18	63%	54%	4%	44%	0	0%	2	9	41	-50%



Club Health Assessment for District B 6 through March 2025

			Status	Membership							Reports					Finance	LCIF
Club Number	Club Name	Charter Date		Current Member Count	YTD Members Added	YTD Members Dropped	YTD Net Growth	YTD Net Growth%	Member Count 12 Months Ago	Avg. length of service for dropped members	Months Since Last MMR ***	Yrs. Since Last Officer Report	President Rotation	Vice President Reported ****	Months Since Last Activity Report ***	Account Balance	Donations for current Fiscal Year
			Number of times on status quo within last two years	If below 15 members appears				If net loss is greater than 20% appears			If no report in 3 months appears in	When more than one year appears in	Number of repeat terms	Notes the officers that do not have an active	If no report at 12 months appears in red		

* - P - Priority Club. Cancellation Reasons: 1-Objectives/conduct, 2-Non-active club, 5-Non-existing club, 6-Disbanding, 7-Merger, 8-Financial Suspension, 9-District/Multiple District Dues.
** - Abbreviation: P-President, S-Secretary, T-Treasurer, M-Member Chairperson, VP-First Vice President, MC-Communications Chairperson, SC-Service Chairperson
*** - Abbreviation: N/R - Never reported using the Lions Clubs website, N/A - Not applicable, No password registered for the Lions Clubs website.
**** - Abbreviation: N - New, IP - Immediate Past, R - Repeat.



Club Health Assessment for District B 7 through March 2025

			Status	Membership							Reports					Finance		LCIF
Club Number	Club Name	Charter Date		Current Member Count	YTD Members Added	YTD Members Dropped	YTD Net Growth	YTD Net Growth%	Member Count 12 Months Ago	Avg. length of service for dropped members	Months Since Last MMR ***	Yrs. Since Last Officer Report	President Rotation	Vice President Reported ****	Months Since Last Activity Report ***	Account Balance	Donations for current Fiscal Year	
			Number of times on status quo within last two years	If below 15 members appears				If net loss is greater than 20% appears			If no report in 3 months appears in	When more than one year appears in	Number of repeat terms	Notes the officers that do not have appears in an active	If no report at 12 months red			
Clubs less than two years old																		
171564	Veracruz Boca del Rio Juntos Podemos	05/21/2024	Active	23	0	0	0	0.00%	0		10		2	N	1		\$1,503.63	
156245	Xalapa Salud y Vision	11/02/2023	Active	7	0	10	-10	-58.82%	21	3	0			M,VP,SC	3	90+ Days	\$5.00	
155165	Zacatlán Sierra Norte	07/25/2023	Active(1)	11	0	4	-4	-26.67%	15	1	2		3	M,VP,SC	13		\$10.00	
Clubs more than two years old																		
15438	ACAYUCAN	12/28/1954	Active(1)	43	1	3	-2	-4.44%	45	16	3			N	3		\$284.00	
	Exc Award (06/30/2018)																	
15441	ALAMO	01/11/1955	Active	17	5	0	5	41.67%	13		0			VP	0		\$72.00	
	Exc Award (06/30/2016)																	
130970	Alvarado Generosa	05/17/2017	Active	24	1	1	0	0.00%	30	8	0			N	M	0	\$64.00	
	Exc Award (06/30/2022, 06/30/2024)																	
143821	Apizaco Nosotros Servimos	12/28/2020	Active(2)	23	1	1	0	0.00%	23	3	1			M,VP,SC	2		\$263.00	
15450	CERRO AZUL	05/08/1954	Active	17	0	0	0	0.00%	15		8		2	N	T,M	1	90+ Days	
	Exc Award (06/30/2017, 06/30/2022)																\$68.00	
15509	CIUDAD XICOTEPEC DE JUAREZ	09/06/1952	Active	25	3	2	1	4.17%	24	33	1			R	1		\$692.00	
	Exc Award (06/30/2024)																	
15448	COATEPEC	09/02/1973	Active	19	0	0	0	0.00%	21		2			N	M,SC	14		
	Exc Award (06/30/2023)																	
132820	Coatzacoalcos Olmeca	11/07/2017	Active(2)	15	1	0	1	7.14%	15		2		2	M,VP,SC	2	90+ Days	\$12.00	
137948	Coatzacoalcos Uniendo Voluntades	04/09/2019	Active	15	0	0	0	0.00%	18		9			M,VP	0		\$69.00	
	Exc Award (06/30/2022)																	
15451	CORDOBA	02/07/1942	Active(2)	13	0	7	-7	-35.00%	21	7	6		3	T,M,VP,SC	10	90+ Days	\$5.00	
128073	Cordoba Helen Keller	06/24/2016	Active	32	6	1	5	18.52%	26	1	1		6	VP,SC	0		\$146.00	
	Exc Award (06/30/2022)																	
32614	CORDOBA NUEVO CORDOBA	07/09/1976	Active	8	0	0	0	0.00%	8		19		6	S,T,VP,SC	19		\$5.00	
131173	Entabladero Gente Activa AC	06/07/2017	Active	19	1	1	0	0.00%	20	7	1			M,VP,SC	0		\$33.00	



Club Health Assessment for District B 7 through March 2025

			Status	Membership							Reports					Finance	LCIF	
Club Number	Club Name	Charter Date		Current Member Count	YTD Members Added	YTD Members Dropped	YTD Net Growth	YTD Net Growth%	Member Count 12 Months Ago	Avg. length of service for dropped members	Months Since Last MMR ***	Yrs. Since Last Officer Report	President Rotation	Vice President Reported ****	Months Since Last Activity Report ***	Account Balance	Donations for current Fiscal Year	
			Number of times on status quo within last two years	If below 15 members appears				If net loss is greater than 20% appears			If no report in 3 months appears in	When more than one year appears in	Number of repeat terms	Notes the officers that do not have appears in an active	If no report at 12 months red			
63306	HUAJUAPAN DE LEON	06/13/2000	Active	27	1	1	0	0.00%	29	5	3			P,M,VP,SC	1		\$32.00	
126225	Huatusco Sinergia	11/18/2015	Active(1)	20	0	0	0	0.00%	20		15			N	SC	2	90+ Days	\$90.00
	Exc Award (06/30/2016)																	
15459	HUAUCHINANGO	12/11/1954	Active(1)	31	0	0	0	0.00%	31		3			N	M,SC	0	90+ Days	\$88.00
143855	Ixtaczoquitlan Amigos para Siempre	12/07/2020	Active	13	0	6	-6	-31.58%	18	3	3			N		13		\$5.00
	Exc Award (06/30/2022)																	
142441	Manzaneros Zacatlan	08/04/2020	Active(1)	19	0	0	0	0.00%	19		9				M,VP,SC	9	90+ Days	\$79.00
15468	MARTINEZ DE LA TORRE	01/27/1953	Cancelled(8*)	0	0	16	-16	-100.00%	16	13	3		None	P,S,T,M,VP SC	13	90+ Days	\$16.00	
	Exc Award (06/30/2016)																	
126993	Medellin Laguna	03/09/2016	Cancelled(8*)	0	0	13	-13	-100.00%	13	7	0		None	P,S,T,M,VP SC	20	90+ Days	\$20.00	
44737	NARANJOS NORTE	03/04/1985	Active	15	0	0	0	0.00%	15		9			M,VP,SC	2		\$10.00	
15477	ORIZABA	10/25/1942	Cancelled(6*)	0	0	5	-5	-100.00%	10	13	2		None	P,S,T,M,VP SC	11	90+ Days	\$10.00	
61835	ORIZABA CITLALLI	04/28/1999	Active	7	1	1	0	0.00%	9	2	4			T,M,VP,SC	4		\$8.00	
62405	ORIZABA HELENICAS	10/06/1999	Active	30	2	1	1	3.45%	32	7	1		11	N		1		\$2,316.00
	Exc Award (06/30/2016, 06/30/2020, 06/30/2023)																	
119067	ORIZABA PLUVIOSILLA	03/29/2013	Active	16	9	14	-5	-23.81%	22	7	2		None	N	P,M	1		\$2,308.55
	Exc Award (06/30/2017, 06/30/2020, 06/30/2023)																	
29637	ORIZABA PONIENTE	07/15/1974	Active	24	0	2	-2	-7.69%	31	17	0			N		0		\$25.00
	Exc Award (06/30/2016, 06/30/2023)																	
136066	Orizaba Valle	10/09/2018	Active	18	1	8	-7	-28.00%	23	4	3			R	S,M,SC	2		\$122.00
92345	PAPANTLA TAJIN AC	12/19/2005	Active	15	2	0	2	15.38%	13		4			N	M	0		\$65.00
	Exc Award (06/30/2016)																	
15479	PEROTE	07/25/1952	Active(1)	20	2	2	0	0.00%	20	35	2				M,VP,SC	2		\$1,020.00
150681	Perote Buena Voluntad	04/28/2022	Active(3)	15	0	5	-5	-25.00%	20	1	0			N	M,SC	0		
15480	POZA RICA	11/30/1950	Active	33	3	2	1	3.13%	38	4	0			N		2	90+ Days	\$70.00
	Exc Award (06/30/2018, 06/30/2020, 06/30/2023)																	
107599	POZA RICA BICENTENARIO A.C.	02/19/2010	Active	29	1	0	1	3.57%	27		3			N	M,SC	1		\$49.00



Club Health Assessment for District B 7 through March 2025

			Status	Membership							Reports					Finance		LCIF
Club Number	Club Name	Charter Date		Current Member Count	YTD Members Added	YTD Members Dropped	YTD Net Growth	YTD Net Growth%	Member Count 12 Months Ago	Avg. length of service for dropped members	Months Since Last MMR ***	Yrs. Since Last Officer Report	President Rotation	Vice President Reported ****	Months Since Last Activity Report ***	Account Balance	Donations for current Fiscal Year	
			Number of times on status quo within last two years	If below 15 members appears				If net loss is greater than 20% appears			If no report in 3 months appears in	When more than one year appears in	Number of repeat terms		Notes the officers that do not have an active	If no report at 12 months appears in red		
Exc Award (06/30/2018, 06/30/2020, 06/30/2022)																		
147597	Poza Rica Dejando Huella	07/16/2021	Active	25	1	5	-4	-13.79%	30	3	1			N	SC	1		\$129.00
129223	Poza Rica Innovación	10/21/2016	P- Cancelled(8*)	0	0	14	-14	-100.00%	15	7	0		None		P,S,T,M,VP SC	16	90+ Days	\$15.50
Exc Award (06/30/2017, 06/30/2021, 06/30/2022)																		
78640	POZA RICA MELVIN JONES	03/31/2004	Active	26	5	0	5	23.81%	22		0		2	R		0		\$1,709.00
Exc Award (06/30/2016, 06/30/2017, 06/30/2022)																		
59789	POZA RICA SIGLO XXI	06/23/1997	Active	36	0	5	-5	-12.20%	41	13	0			N		0		\$2,415.00
Exc Award (06/30/2016, 06/30/2017, 06/30/2022)																		
15488	SAN ANDRES TUXTLA	05/30/1944	Active	25	0	3	-3	-10.71%	28	13	3		2		M,VP,SC	19	90+ Days	\$28.00
122618	San Rafael	06/24/2014	Active	5	0	0	0	0.00%	7		9	1	None		P,S,T,M,VP SC	19	90+ Days	\$5.00
65102	TEZIUTLAN	03/12/2002	Active	37	0	4	-4	-9.76%	46	2	1				T,M,VP	0		\$901.00
130972	Tlatlauquitepec	05/17/2017	Active	17	0	0	0	0.00%	18		6			IP	M,SC	4		\$12.00
15504	TUXPAN VER	03/01/1947	Active(1)	25	2	0	2	8.70%	24		3			IP	M	6	90+ Days	\$25.00
Exc Award (06/30/2023)																		
133644	Ver. Sin Fronteras	01/25/2018	Active(2)	27	27	1	26	2600.00%	3	10	0			N		0		\$399.00
15507	VERACRUZ	06/29/1934	Active	65	1	4	-3	-4.41%	67	38	3				S,T,M,VP,SC	4	90+ Days	
Exc Award (06/30/2018, 06/30/2022)																		
127783	Veracruz Centenario	06/02/2016	Active	21	0	0	0	0.00%	21		1		4	R		1	90+ Days	\$21.00
129607	Veracruz de Sabana Centenaric	12/20/2016	Active	17	52	56	-4	-19.05%	21	7	1				M,VP,SC	1		\$141.00
Exc Award (06/30/2018)																		
142896	Veracruz Dejando Huella	09/17/2020	Active(3)	10	15	20	-5	-33.33%	15	5	0		2	N	P,M,SC	16		
145851	Veracruz Leon Arte	04/09/2021	Active(2)	3	0	1	-1	-25.00%	4	4	3		None		P,S,T,M,VP SC	11	90+ Days	
137220	Veracruz Nosotros Servimos	03/26/2019	Active	26	0	0	0	0.00%	23		6				M,VP	4		\$52.00
Exc Award (06/30/2021, 06/30/2023)																		
89530	VERACRUZ NUEVO MILENIO AC	10/31/2005	Active(1)	18	5	2	3	20.00%	16	2	1			R	M,SC	8		\$20.00
116310	VERACRUZ PUERTO	03/20/2012	Active(1)	18	18	0	18	100.00%	11		2			N	M	16		\$93.00
Exc Award (06/30/2023)																		



Club Health Assessment for District B 7 through March 2025

			Status	Membership							Reports				Finance	LCIF	
Club Number	Club Name	Charter Date		Current Member Count	YTD Members Added	YTD Members Dropped	YTD Net Growth	YTD Net Growth%	Member Count 12 Months Ago	Avg. length of service for dropped members	Months Since Last MMR ***	Yrs. Since Last Officer Report	President Rotation	Vice President Reported ****	Months Since Last Activity Report ***	Account Balance	Donations for current Fiscal Year
			Number of times on status quo within last two years	If below 15 members appears				If net loss is greater than 20% appears			If no report in 3 months appears	When more than one year appears in	Number of repeat terms	Notes the officers that do not have an active	If no report at 12 months appears in red		
40623	XALAPA DE LAS FLORES	12/10/1981	Active	14	0	0	0	0.00%	14		0			N	0		
66748	ZACATLAN	10/31/2002	Active(1)	18	0	4	-4	-18.18%	26	2	3			M,VP,SC	3	90+ Days	\$60.00
Exc Award (06/30/2020)																	

Clubs Cancelled Previous Fiscal Year – Clubs Cancelled within last 12 months may be reinstated

Club Number	Club Name	Charter Date	Current Status*	Cancellation Date
144521	Piedras Negras Veracruz	12/28/2020	Cancelled(8*)	12/29/2023

Current Total Clubs Count	YTD New Clubs Count	YTD Cancelled Clubs Count	YTD Net Club Gain	Current Total Members Count	YTD Add	YTD Drop	YTD Net Growth	YTD Net Growth %	Member Count 12 Months Ago	Average Member Count Per Club	% of Clubs with less than 20 members	% No MMR in 3 Months	% No Officer Report in 12 Months	% of Clubs with balance 90+ days	Number of Clubs in Status Quo	% Status Quo Clubs in Financial Suspension	Number of Cancelled Clubs	Average Cancelled Club Age	Members Lost Due to Cancellation	% of Clubs Cancelled for Non-Financial Reasons
51	0	4	-4	1,076	167	225	-58	-5.11%	1,173	21	53%	47%	2%	29%	0	0%	4	44	48	0%

* - P - Priority Club. Cancellation Reasons: 1-Objectives/conduct, 2-Non-active club, 5-Non-existing club, 6-Disbanding, 7-Merger, 8-Financial Suspension, 9-District/Multiple District Dues.

** - Abbreviation: P-President, S-Secretary, T-Treasurer, M-Member Chairperson, VP-First Vice President, MC-Communications Chairperson, SC-Service Chairperson

*** - Abbreviation: N/R - Never reported using the Lions Clubs website, N/A - Not applicable, No password registered for the Lions Clubs website.

**** - Abbreviation: N - New, IP - Immediate Past, R - Repeat.



Club Health Assessment for District B 8 through March 2025

			Status	Membership							Reports					Finance		LCIF
Club Number	Club Name	Charter Date		Current Member Count	YTD Members Added	YTD Members Dropped	YTD Net Growth	YTD Net Growth%	Member Count 12 Months Ago	Avg. length of service for dropped members	Months Since Last MMR ***	Yrs. Since Last Officer Report	President Rotation	Vice President Reported ****	Months Since Last Activity Report ***	Account Balance	Donations for current Fiscal Year	
			Number of times on status quo within last two years	If below 15 members appears					If net loss is greater than 20% appears			If no report in 3 months appears in	When more than one year appears in	Number of repeat terms	Notes the officers that do not have an active	If no report at 12 months appears in red		
Clubs more than two years old																		
15513	ARRIAGA	12/05/1952	Active(2)	29	13	0	13	81.25%	16		0		8	S,M,VP,SC	7	90+ Days	\$1,430.00	
15516	CAMPECHE	05/22/1954	Active	32	14	2	12	60.00%	20	4	1			N	1		\$1,160.00	
Exc Award (06/30/2017, 06/30/2022)																		
36722	CAMPECHE LAS PALMAS	03/20/1979	Active	25	4	4	0	0.00%	25	6	2			N	0		\$20.00	
Exc Award (06/30/2021)																		
122201	Campeche Nueva Generacion	05/20/2014	Active	20	3	0	3	17.65%	17		2			N	0		\$130.00	
142994	Campeche Peninsular	09/18/2020	Active	11	2	0	2	22.22%	11		4			R	1		\$20.00	
67053	CHETUMALA C	12/30/2002	Active	27	0	1	-1	-3.57%	28	22	3				6	90+ Days	\$100.00	
Exc Award (06/30/2022)																		
15521	CHIAPA DE CORZO	11/19/1951	Active	15	0	0	0	0.00%	15		11			N	7			
Exc Award (06/30/2017, 06/30/2021, 06/30/2022)																		
78515	CHIAPA DE CORZO NANDANILU	03/15/2004	Active(2)	5	0	0	0	0.00%	5		16	2	None	P,S,T,M,VP SC	24+			
60303	CHIAPA DE CORZO SOCTON	01/15/1998	Active	29	3	2	1	3.57%	28	5	3				1		\$1,260.00	
Exc Award (06/30/2020, 06/30/2022, 06/30/2023)																		
15445	CIUDAD IXTEPEC	01/21/1957	Active	16	0	0	0	0.00%	16		36		2	T,M,VP,SC	1		\$180.00	
Exc Award (06/30/2018, 06/30/2020)																		
125445	HUATULCO	09/24/2015	Active	23	6	3	3	15.00%	23	5	0			N	1		\$220.00	
Exc Award (06/30/2021, 06/30/2022)																		
64764	JUCHITAN NUEVO MILENIO	11/02/2001	Active	50	8	2	6	13.64%	44	14	0			R	0		\$280.00	
Exc Award (06/30/2018, 06/30/2019, 06/30/2020)																		
15543	MAYAB	01/28/1971	Active	14	3	0	3	27.27%	11		7		6	P,M,VP,SC	0	90+ Days		
15544	MERIDA	04/01/1937	Active	41	4	4	0	0.00%	44	3	3				0		\$584.11	
Exc Award (06/30/2018, 06/30/2021, 06/30/2022)																		
150524	Mérida Ceredil	04/13/2022	Active(2)	11	1	0	1	10.00%	10		5		3	M,VP,SC	2	90+ Days		
97145	MERIDA ITZIMNA AC	05/17/2006	Active	14	1	0	1	7.69%	13		4		4	R	0	90+ Days		
126545	Miahuatlan	02/26/2016	Active	25	1	2	-1	-3.85%	27	4	2			N	1	90+ Days	\$40.00	
Exc Award (06/30/2022, 06/30/2023, 06/30/2024)																		




Club Health Assessment for District B 8 through March 2025

			Status	Membership						Reports					Finance		LCIF
Club Number	Club Name	Charter Date		Current Member Count	YTD Members Added	YTD Members Dropped	YTD Net Growth	YTD Net Growth%	Member Count 12 Months Ago	Avg. length of service for dropped members	Months Since Last MMR ***	Yrs. Since Last Officer Report	President Rotation	Vice President Reported ****	Months Since Last Activity Report ***	Account Balance	Donations for current Fiscal Year
			Number of times on status quo within last two years	If below 15 members appears				If net loss is greater than 20% appears			If no report in 3 months appears	When more than one year appears in	Number of repeat terms	Notes the officers that do not have an active	If no report at 12 months appears in red		
59214	OAXACA	03/07/1997	Active	34	1	0	1	3.03%	32		0			N	0		\$340.00
	Exc Award (06/30/2022, 06/30/2023, 06/30/2024)																
15548	OCOZINGO	02/02/1960	Active	27	5	0	5	22.73%	23		1			M,VP,SC	0		\$15,105.17
15553	PROGRESO	09/11/1953	Active(1)	5	0	0	0	0.00%	5		18		4	M,VP,SC	7		
136230	Quintana Roo Golondrinas	09/07/2018	Active	35	16	0	16	84.21%	20		0			R	0		\$60.00
	Exc Award (06/30/2021)																
15487	SALINA CRUZ	06/07/1955	Active	14	0	0	0	0.00%	17		9			VP,SC	0		\$20.00
	Exc Award (06/30/2016, 06/30/2017, 06/30/2024)																
15556	SAN CRISTOBAL L C	02/16/1952	Active	26	3	0	3	13.04%	23		3			N	0		\$200.00
	Exc Award (06/30/2017, 06/30/2018, 06/30/2024)																
135009	San Cristobal Nuevo Centenario	06/05/2018	Active	11	0	0	0	0.00%	11		12		3	M,VP,SC	0	90+ Days	\$40.00
	Exc Award (06/30/2024)																
53397	TONALA CENTRO	06/15/1992	Active(1)	20	6	0	6	42.86%	14		1			M,VP,SC	0		\$301.00
34526	TUXTLA CHICO	10/20/1977	Active	19	0	0	0	0.00%	20		10			P,S,T,M,VP SC	6	90+ Days	
15564	TUXTLA GUTIERREZ	02/07/1949	Active(1)	24	0	5	-5	-17.24%	29	7	2			N	7	90+ Days	\$185.00
	Exc Award (06/30/2018)																
120925	Tuxtla Gutierrez Legado	12/10/2013	Active	10	1	0	1	11.11%	9		1		3	M,VP	6		\$550.00
	Exc Award (06/30/2018, 06/30/2019, 06/30/2024)																
52564	TUXTLA GUTIERREZ ORIENTE	02/25/1992	Active	10	2	6	-4	-28.57%	15	9	0			N	7		\$40.00
53966	VALLADOLID CIUDAD COLONIAL	01/07/1993	Active	20	1	0	1	5.26%	19		1			M,VP,SC	3	90+ Days	
15568	VILLA FLORES	06/18/1953	Active	17	0	0	0	0.00%	17		20	1	None	P,S,T,M,VP SC	7	90+ Days	
15569	VILLAHERMOSA	11/06/1943	Active	20	3	0	3	17.65%	17		4			M,VP	1	90+ Days	\$20.00
	Exc Award (06/30/2020)																
137636	Villahermosa Tabasco AC	03/18/2019	Active(1)	15	0	2	-2	-11.76%	17	5	8		2	N	7	90+ Days	



Club Health Assessment for District B 8 through March 2025

			Status	Membership							Reports				Finance	LCIF	
Club Number	Club Name	Charter Date		Current Member Count	YTD Members Added	YTD Members Dropped	YTD Net Growth	YTD Net Growth%	Member Count 12 Months Ago	Avg. length of service for dropped members	Months Since Last MMR ***	Yrs. Since Last Officer Report	President Rotation	Vice President Reported ****	Months Since Last Activity Report ***	Account Balance	Donations for current Fiscal Year
			Number of times on status quo within last two years	If below 15 members appears				If net loss is greater than 20% appears			If no report in 3 months appears in	When more than one year appears in	Number of repeat terms	Notes the officers that do not have an active	If no report at 12 months appears in red		

Clubs Cancelled Previous Fiscal Year – Clubs Cancelled within last 12 months may be reinstated

Club Number	Club Name	Charter Date	Current Status*	Cancellation Date
145514	Cancun ACOVUQRO	04/23/2021	Cancelled(8*)	12/29/2023
146116	Cancun Estilistas	05/04/2021	Cancelled(8*)	12/29/2023
146033	Cancun Jóvenes del Caribe	05/07/2021	Cancelled(8*)	06/29/2024
144992	Cancun Mujeres del Mar Caribe	01/27/2021	Cancelled(8*)	06/29/2024
152590	Cancún Portamedik Cruz Blanca	10/10/2022	Cancelled(8*)	06/29/2024
50317	CANCUN TURQUEZA	03/19/1990	Cancelled(8*)	01/29/2024
151068	Oaxaca Cusibani	06/09/2022	Cancelled(8*)	12/29/2023
146872	Puerto Morelos	06/22/2021	Cancelled(8*)	04/29/2024

Current Total Clubs Count	YTD New Clubs Count	YTD Cancelled Clubs Count	YTD Net Club Gain	Current Total Members Count	YTD Add	YTD Drop	YTD Net Growth	YTD Net Growth %	Member Count 12 Months Ago	Average Member Count Per Club	% of Clubs with less than 20 members	% No MMR in 3 Months	% No Officer Report in 12 Months	% of Clubs with balance 90+ days	Number of Clubs in Status Quo	% Status Quo Clubs in Financial Suspension	Number of Cancelled Clubs	Average Cancelled Club Age	Members Lost Due to Cancellation	% of Clubs Cancelled for Non-Financial Reasons
33	0	0	0	694	101	33	68	10.86%	641	21	45%	55%	6%	39%	0	0%	0	0	0	0%

* - P - Priority Club. Cancellation Reasons: 1-Objectives/conduct, 2-Non-active club, 5-Non-existing club, 6-Disbanding, 7-Merger, 8-Financial Suspension, 9-District/Multiple District Dues.

** - Abbreviation: P-President, S-Secretary, T-Treasurer, M-Member Chairperson, VP-First Vice President, MC-Communications Chairperson, SC-Service Chairperson

*** - Abbreviation: N/R - Never reported using the Lions Clubs website, N/A - Not applicable, No password registered for the Lions Clubs website.

**** - Abbreviation: N - New, IP - Immediate Past, R - Repeat.



Club Health Assessment for District B 9 through March 2025

			Status	Membership							Reports					Finance		LCIF
Club Number	Club Name	Charter Date		Current Member Count	YTD Members Added	YTD Members Dropped	YTD Net Growth	YTD Net Growth%	Member Count 12 Months Ago	Avg. length of service for dropped members	Months Since Last MMR ***	Yrs. Since Last Officer Report	President Rotation	Vice President Reported ****	Months Since Last Activity Report ***	Account Balance	Donations for current Fiscal Year	
			Number of times on status quo within last two years	If below 15 members appears				If net loss is greater than 20% appears			If no report in 3 months appears in	When more than one year appears in	Number of repeat terms	Notes the officers that do not have appears in an active	If no report at 12 months red			
Clubs less than two years old																		
156024	Culiacán Rosales	09/20/2023	Cancelled(8*)	0	0	22	-22	-100.00%	22	2	5		None	P,S,T,M,VP SC	4	90+ Days		
Clubs more than two years old																		
151510	Badiraguato	06/30/2022	Cancelled(8*)	0	0	19	-19	-100.00%	19	1	8		None	P,S,T,M,VP SC	N/A	90+ Days		
39538	CABO SAN LUCAS	03/18/1981	Active(1)	17	0	0	0	0.00%	17		21	1	None	P,S,T,M,VP SC	10	90+ Days	\$97.20	
89665	CIUDAD CONSTITUCION COLIBRI AC Exc Award (06/30/2020)	11/21/2005	Active(2)	6	0	0	0	0.00%	6		16	1	None	P,S,T,M,VP SC	24+	90+ Days		
15042	CIUDAD GENERAL JUAN JOSE RIOS Exc Award (06/30/2023, 06/30/2024)	01/02/1960	Active	26	2	1	1	4.00%	23	2	3			N M	0		\$48.60	
15046	CULIACAN Exc Award (06/30/2024)	05/17/1951	Active(1)	25	6	0	6	31.58%	18		7			M,VP	1		\$90.00	
144243	Culiacan San Miguel	12/22/2020	Active(1)	8	0	0	0	0.00%	12		9		2	S,T,M,VP,SC	3	90+ Days		
133389	Culiacan Tres Rios AC	12/08/2017	Active(1)	9	0	4	-4	-30.77%	16	3	2			M,VP,SC	14	90+ Days		
15048	EL FUERTE	08/07/1949	Active	26	1	0	1	4.00%	26		4			M,VP,SC	2	90+ Days	\$1,097.20	
105970	EL ROSARIO CIUDAD ASILO	06/23/2009	Active	20	0	0	0	0.00%	24		9		None	P,S,M,VP,SC	5		\$98.60	
148390	Elota	06/16/2022	Active	5	0	0	0	0.00%	6		11	1	None	P,S,T,M,VP SC	N/R			
125366	ESCUINAPA FUNDADOR A C Exc Award (06/30/2019, 06/30/2020, 06/30/2024)	07/20/2015	Active	40	3	0	3	8.11%	37		0			P,VP	0		\$638.60	
135938	Escuinapa La Perla Exc Award (06/30/2020, 06/30/2024)	07/16/2018	Active	31	6	0	6	24.00%	25		3			VP	0		\$347.29	
15052	GUAMUCHIL	02/23/1954	Active(2)	12	0	0	0	0.00%	12		13	1	None	P,S,T,M,VP SC	13	90+ Days	\$48.60	
46830	GUAMUCHIL CENTRO Exc Award (06/30/2024)	01/12/1987	Active	19	0	3	-3	-13.64%	23	2	3			N SC	3	90+ Days	\$1,146.00	
15059	LA PAZ	06/26/1946	Active(2)	20	21	23	-2	-9.09%	22	18	1			N SC	24+			
35737	LA PAZ CENTRO Exc Award (06/30/2017, 06/30/2020, 06/30/2024)	06/29/1978	Active	17	3	2	1	6.25%	13	8	0			VP	0	90+ Days	\$98.60	
58367	LA PAZ KALIMEJI	06/03/1996	Active	20	0	1	-1	-4.76%	21	1	6			N	6	90+ Days	\$666.12	



Club Health Assessment for District B 9 through March 2025

			Status	Membership							Reports					Finance		LCIF
Club Number	Club Name	Charter Date		Current Member Count	YTD Members Added	YTD Members Dropped	YTD Net Growth	YTD Net Growth%	Member Count 12 Months Ago	Avg. length of service for dropped members	Months Since Last MMR ***	Yrs. Since Last Officer Report	President Rotation	Vice President Reported ****	Months Since Last Activity Report ***	Account Balance	Donations for current Fiscal Year	
			Number of times on status quo within last two years	If below 15 members appears				If net loss is greater than 20% appears			If no report in 3 months appears in	When more than one year appears in	Number of repeat terms	Notes the officers that do not have an active	If no report at 12 months appears in red			
Exc Award (06/30/2017, 06/30/2023, 06/30/2024)																		
78249	LOS CABOS	02/06/2004	Active(1)	12	1	0	1	9.09%	11		0			M,VP,SC	2	90+ Days		
151836	Los Mochis A C	07/20/2022	Active	20	3	0	3	17.65%	18		4		3	S,T,M,VP,SC	7	90+ Days		
118459	LOS MOCHIS CIUDAD ESMERALDA, A.C.	12/14/2012	Active	20	4	0	4	25.00%	16		4			N M,SC	3	90+ Days		
Exc Award (06/30/2023)																		
64285	LOS MOCHIS RIO FUERTE	05/07/2001	Active(1)	13	7	1	6	85.71%	10	0	5			N M,SC	3			
15063	MAZATLAN	10/19/1944	Active(1)	22	0	0	0	0.00%	22		10			N SC	8		\$642.37	
139695	Mazatlan Antonio Toledo Corro AC	09/12/2019	Active(1)	20	20	22	-2	-9.09%	22	6	0			N T,M	N/R			
77865	MAZATLAN PACIFICO, A.C.	11/20/2003	Active	6	0	0	0	0.00%	6		20	1	None	P,S,T,M,VP SC	24+		\$10.00	
151515	Mocorito	06/23/2022	Active	14	3	0	3	27.27%	11		1			N	1			
15068	NAVOLATO	04/25/1955	Active	33	4	4	0	0.00%	38	9	0			N M,SC	0	90+ Days	\$50.00	
Exc Award (06/30/2018, 06/30/2019, 06/30/2020)																		
15072	ROSARIO	05/16/1947	Active	35	2	1	1	2.94%	33	15	1			N SC	2		\$3,350.60	
Exc Award (06/30/2024)																		
78719	SANTA ROSALIA EL BOLEO	04/06/2004	Active	28	1	0	1	3.70%	24		2			N P,SC	0			
Exc Award (06/30/2023, 06/30/2024)																		

Clubs Cancelled Previous Fiscal Year – Clubs Cancelled within last 12 months may be reinstated

Club Number	Club Name	Charter Date	Current Status*	Cancellation Date
149162	Culiacan Aguaruto	06/09/2022	Cancelled(8*)	06/29/2024
142505	Los Cabos Baja Sur	08/14/2020	Cancelled(8*)	02/29/2024
103260	LOS MOCHIS 9 DE DICIEMBRE OCCIDENTE	06/30/2008	Cancelled(8*)	06/29/2024
151512	Los Mochis Esperanza de Luz	06/30/2022	Cancelled(8*)	04/29/2024



Club Health Assessment for District B 9 through March 2025

Club NumberClub NameCharter Date			Status		Membership								Reports					Finance		LCIF		
					Current Member Count	YTD Members Added	YTD Members Dropped	YTD Net Growth	YTD Net Growth%	Member Count 12 Months Ago	Avg. length of service for dropped members	Months Since Last MMR ***	Yrs. Since Last Officer Report	President Rotation	Vice President Reported ****	Months Since Last Activity Report ***	Account Balance	Donations for current Fiscal Year				
			Number of times on status quo within last two years		If below 15 members appears			If net loss is greater than 20% appears			If no report in 3 months appears in			When more than one year appears in		Number of repeat terms		Notes the officers that do not have an active		If no report at 12 months appears in red		
Current Total Clubs Count	YTD New Clubs Count	YTD Cancelled Clubs Count	YTD Net Club Gain	Current Total Members Count	YTD Add	YTD Drop	YTD Net Growth	YTD Net Growth %	Member Count 12 Months Ago	Average Member Count Per Club	% of Clubs with less than 20 members	% No MMR in 3 Months	% No Officer Report in 12 Months	% of Clubs with balance 90+ days	Number of Clubs in Status Quo	% Status Quo Clubs in Financial Suspension	Number of Cancelled Clubs	Average Cancelled Club Age	Members Lost Due to Cancellation	% of Clubs Cancelled for Non-Financial Reasons		
27	0	2	-2	524	87	103	-16	-2.96%	553	19	44%	63%	19%	48%	0	0%	2	13	41	-200%		

* - P - Priority Club. Cancellation Reasons: 1-Objectives/conduct, 2-Non-active club, 5-Non-existing club, 6-Disbanding, 7-Merger, 8-Financial Suspension, 9-District/Multiple District Dues.

** - Abbreviation: P-President, S-Secretary, T-Treasurer, M-Member Chairperson, VP-First Vice President, MC-Communications Chairperson, SC-Service Chairperson

*** - Abbreviation: N/R - Never reported using the Lions Clubs website, N/A - Not applicable, No password registered for the Lions Clubs website.

**** - Abbreviation: N - New, IP - Immediate Past, R - Repeat.